



medik

Zhangjiagang Medi Medical Equipment Co., Ltd.

Address : No.3 Jinxu Road, Jinfeng Industrial Zone, Jinfeng Town, Zhangjiagang City, Jiangsu Province, China
Tel/Fax: +86-512-58488450
P.C.: 215600
Web: www.medik-medical.com
Email: info@medik-medical.com

Better Care , Better Comfortable

Zhangjiagang Medi Medical Equipment Co., Ltd.

medik



YouTube



www.medik-medical.com

Who we are?

Zhangjiagang Medi Medical Equipment Co.,Ltd, founded in 1995, with more than 20 years experience in developing hospital furniture, is one of the largest manufacturer of hospital bed, patient stretcher, medical cart and other related hospital furniture in China or even Asia.

Through scientific management complying with ISO9001&ISO13485, by adopting advanced facility like Germany TRUMPF CNC, Japan OTC Robot Welding, Auto-power coating line with Swiss GEMA gun , Medi focuses on providing brand quality product with CE approval.

Headquartered in Zhangjiagang nearby Shanghai, with subsidiary oversea offices in Hungary, Dubai, Thailand, New Zealand, Kenya, Colombia, Medi acting professionally and swiftly for both pre-sales and after-sales.




The products are widely accepted by global clients, such as UK RIE hospital, UNIVERZITETNI KLINICNI CENTER, Kokilaben Dhirubhai Ambani Hospital, Singapore National University Hospital etc.

What is our mission?

Mission: To provide the most pertinent product and solution for individual client with best value.



Certificate



medik DEVELOPMENT

1999

ISO9001 system was adopted in 1998, and percentage of disqualification was decreased dramatically.



2005

ERP management system was adopted to improve the working efficiency and minimize the communication mistake.



2002

Medik made its first exportation to client in Hungary in 2002, who came back to make additional purchase for its new expansion after 10 years.



2009

Robot welding center and intelligent assembly line were equipped to open a new era of intelligent production system.

2012

New ICU bed Totalchair bed was developed successfully after three years research and test with great feedback.



2014

New Mcare maternity bed was developed successfully after five years research and test with great feedback.



2015

A package of ICU bed, transfer stretcher, medical carts, maternity bed and so were equipped in international hospital of Gleneagles Kota Kinabalu.



2016

Branch offices are established in Hungary and New Zealand for better pre-sales and after-sales service.



2019

New pediatric series "Pcare" launched for market



Better Care , Better Comfortable

Enterprise development process

Products

MEDIK

Hospital Bed	07
Pediatric Hospital Bed	50
Baby Bed	57
Patient Transfer Stretcher	59
Examination Table	70
Blood Donor Chair	78
Gynecological Table	83
Surgical Table	93
Bedside Cabinet	106
Overbed Table	109
Medical Trolley	112
Medical Chair	123
Mattress & Infusion Stand	128
&Waiting Chair	
CSSD	131

**Better Care
Better Comfortable**

◆ YA-D9-1

Main features

- Manual CPR on both sides
- Auto regress
- Auto counter
- One button exit
- One button cardiac chair position
- Electric CPR
- Night light
- Programmed automatic left&right tilt
- Programmed leg elevation exercise
- Weighing scale
- Bed exit alarm
- Back section with X-ray cassette box
- Automatic 60s brake if bed is plugged on without brake
- Foot pedal control on both sides
- Embedded file container on the foot board
- Embedded railing control
- Nurse controller
- Angle indicator

Accessories

- IV stand
- Urine bag hook
- Hand remote controller
- Nurse controller

Options

- Auto brake system
- Bed length extension
- Programmed tilting therapy
- Programmed knee exercise
- Foot pedal operation

Technical parameter

Overall size	2200*1060*880-1280mm
Lying size	1960*900mm
Bed length extension	150mm (electric operation)
Back section adjustment	0~70°
Knee section adjustment	0~40°
Height adjustment	880~1280mm(including railing)
Foot section adjustment	0~16°
Trendelenburg	0~12°
Reverse Trendelenburg	0~12°
Left tilt	0~15°
Right tilt	0~15°
Loading capacity	250kg



◆ YA-D8-1

Main features

- Total chair position
- 7 movements electrical operation
- Four split side rail, drop down under the bed platform
- Incorporated railing control with easy identifiable icon
- Nurse control facing outside of the rail
- One button chair position
- Electric CPR
- One button exam position
- With angle indicator embedded in the railing for back and trendelenburg adjustment
- X-ray translucent back section
- Detachable head/foot board with easy lock
- Pushing handle located along with the head frame
- Fifth wheel for direction
- Central brake system with wheel diameter of 150mm
- Bed extension by motor
- Auto-regress to remove the pressure of the abdomen when adjust the backrest
- Auto-counter to provide the patient from sliding onto foot end
- Night light
- Manual CPR on both sides
- Bumper caster on four corners

Accessories

- IV stand
- Urine bag hook
- Push handle

Options

- Weighing function
- Bed exit alarm
- Large screen controller
- Mattress

Technical parameter

Overall size	2020*1050 *500-1000mm
Bed length extension	280mm
Lying size	1960*900 mm
Back section adjustment	0-75°
Foot section adjustment	0-40°
Height adjustment	500-1000mm
Trendelenburg	0-12°
Reverse Trendelenburg	0-12°
Maximum static safe load	400kg
Loading capacity	230kg



◆ YA-D6-1

Main features

- Four split side rail, drop down
- Incorporated railing control with easy identifiable icon
- Nurse control hanging on foot panel
- Detachable head/foot board with easy lock
- Central brake system with wheel diameter of 150mm
- Manual CPR on both sides
- Bumper caster on four corners
- With angle indicator embedded in the railing for back and trendelenburg adjustment
- Auto-regress to remove the pressure of the abdomen when adjust the backrest
- Auto-counter to provide the patient from sliding onto foot end

Accessories


- IV stand
- Urine bag hook
- Hand remote controller
- Nurse controller

Options

- Weighing scale
- Bed exit alarm
- Night light
- X-ray translucent back section
- Steering wheel

Technical parameter

Overall size	2175*990 *420-800mm
Bed length extension	145mm
Lying size	1960*900 mm
Back section adjustment	0-75°
Foot section adjustment	0-45°
Height adjustment	420-800mm
Trendelenburg	0-16°
Reverse Trendelenburg	0-16°
Loading capacity	230kg



◆ YA-D6-2

Main features

- Four split side rail, drop down
- Incorporated railing control with easy identifiable icon
- Nurse control incorporated in foot panel with LED display for moving state
- Detachable head/foot board with easy lock
- Central brake system with wheel diameter of 150mm
- Manual CPR on both sides
- Bumper caster on four corners
- Auto-regress to remove the pressure of the abdomen when adjust the backrest
- Auto-counter to provide the patient from sliding onto foot end
- Full length X-ray translucent platform
- With base chasis cover
- Electric CPR
- Direction wheel function(optional)
- Weighing function(optional)
- With angle indicator embedded in the railing for back and trendelenburg adjustment(optional)

Accessories

- IV stand
- Urine bag hook
- Nurse controller

Options

- Weighing scale
- Bed exit alarm
- Steering wheel function
- Oxygen tank holder
- Angle indicator
- Mattress

Technical parameter

Overall size	2200*1060 *520-770mm
Lying size	1900*900 mm
Back section adjustment	0-75°
Foot section adjustment	0-40°
Height adjustment	520-770mm
Trendelenburg	0-12°
Reverse Trendelenburg	0-12°
Loading capacity	225kg



Hospital Bed

Bariatric Bed (Five function)

◆ YA-B5-1

Main features

- Multi-functions electric ICU bed, Bariatrics bed
- Four split side rail, drop down under the bed platform
- Detachable head/foot board with easy lock
- Incorporated railing control with easy identifiable icon
- Nurse control hanging on foot panel
- X-ray translucent back section
- Electric CPR
- Manual CPR on both sides
- One button Chair position
- Auto-regress to remove the pressure of the abdomen when adjust the backrest
- Auto-counter to provide the patient from sliding onto foot end
- One button trendelenburg
- Angle indicator (Back section and whole bed)
- Imported ABS engineering plastic, metal
- Central Locking Castor 5"

Accessories


- IV stand
- Urine bag hook
- Push handle
- Backup battery
- Linak Motor

Options

- S.S IV pole
- Writing table
- Flexible bracket
- Under bed light
- Oxygen cylinder holder
- Lifting pole
- Instrument tray
- Exit alarm

Technical parameter

Overall size	2200*1200 *500-770mm
Back section adjustment	0-75°
Foot section adjustment	0-40°
Height adjustment	500-770mm
Trendelenburg	0-12°
Reverse Trendelenburg	0-12°
Loading capacity	300kg



Electric Bed (Five function) medik

◆ YA-D5-1

Main features

- The back rest, leg rest, height, tren and reverse tren function are adjust by electric motors
- Electric motors are 220V, 50Hz
- With self-chargeable battery system
- Castors with central locking system
- Remote control panel and nurse control panel
- CPR button
- Mattress surface is X-ray translucent and covered with ABS material

Accessories

- IV stand
- Urine bag hook
- Nurse controller

Options

- Weighing function
- Steering wheel

Technical parameter

Overall size	2130*990 *380-800mm
Lying size	1950*850 mm
Back section adjustment	0-75°
Foot section adjustment	0-40°
Height adjustment	380-800mm
Trendelenburg	0-16°
Reverse-Trendelenburg	0-16°
Package size	2150*1010*400 mm
Weight	150 kg



◆ YA-D5-2

Main features

- The back rest, leg rest, height, tren and reverse tren function are adjust by electric motors
- Electric motors are 220V, 50Hz.
- With self-chargeable battery system
- Castors with central locking system
- Side rail embedded control panel
- CPR button
- Mattress surface is X-ray translucent and covered with ABS material

Accessories

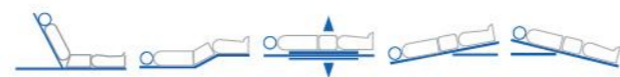
- IV stand
- Urine bag hook
- Hand remote controller

Options

- Embedded railing control
- Steering wheel
- Nurse controller

Technical parameter

Overall size	2130*990 *480-880mm
Lying size	1950*850 mm
Back section adjustment	0-75°
Foot section adjustment	0-40°
Height adjustment	480-880mm
Trendelenburg	0-12°
Reverse Trendelenburg	0-12°
Weight	150kg



◆ YA-D5-3

Main features

- Four split side rail, drop down under bed platform
- Incorporated railing control with easy identifiable icon
- Nurse control incorporated in foot panel
- Detachable head/foot board with easy lock
- Central brake system with wheel diameter of 125mm
- Manual CPR on both sides
- Auto-counter to provide the patient from sliding onto foot end
- Removable ABS platform
- With base chasis cover
- Electric CPR
- With angle indicator embedded in the railing for back and trendelenburg adjustment(optional)

Accessories

- IV stand
- Urine bag hook
- Hand remote controller
- Nurse controller

Options

- Weighing scale
- Bed exit alarm
- 5th direction wheel
- Angle indicator
- Mattress

Technical parameter

Overall size	2230*1050 *575-815mm
Lying size	1960*900 mm
Back section adjustment	0-75°
Foot section adjustment	0-40°
Height adjustment	575-815mm
Trendelenburg	0-12°
Reverse Trendelenburg	0-12°
Loading capacity	215kg



◆ YA-D5-4

Main features

- Four split side rail, drop down under platform
- Hand remote control
- Detachable head/foot board with easy lock
- Caster diameter of 125mm with diagonal locking
- Bumper caster on four corners
- Auto-counter to provide the patient from sliding onto foot end
- With angle indicator embedded in the railing for back and trendelenburg adjustment(optional)
- Manual CPR on both sides(optional)

Accessories

- IV stand
- Urine bag hook
- Hand remote controller

Options

- Nurse controller
- 5th direction wheel
- X-ray translucent platform
- Mattress

Technical parameter

Overall size	2240*1060 *500-780mm
Lying size	2045*900 mm
Back section adjustment	0-75°
Foot section adjustment	0-40°
Height adjustment	500-780mm
Trendelenburg	0-12°
Reverse Trendelenburg	0-12°
Loading capacity	225kg



◆ YA-D5-5

Main features

- Four split side rail, drop down
- Hand remote control
- Nurse control located under the bed end
- Insert type head/foot board
- Central brake system with wheel diameter of 125mm
- Bumper caster on four corners
- Auto-counter to provide the patient from sliding onto foot end
- Bumper caster located on four corners
- With angle indicator embedded in the railing for back and trendelenburg adjustment(optional)
- Manual CPR on both sides(optional)

Accessories

- IV stand
- Urine bag hook
- Hand remote controller
- Nurse controller
- Angle indicator

Options

- 5th direction wheel
- Manual CPR
- X-ray translucent platform
- Mattress

Technical parameter

Overall size	2230*1100*470-750mm
Lying size	2030*895 mm
Back section adjustment	0-75°
Foot section adjustment	0-40°
Height adjustment	470-750mm
Trendelenburg	0-12°
Reverse Trendelenburg	0-12°
Loading capacity	225kg



◆ YA-D5-6

Main features

- Four split side rail, drop down
- Incorporated railing control with easy identifiable icon
- Nurse control hanging on the foot board
- Detachable head/foot board with easy lock
- Central brake system with wheel diameter of 125mm
- Auto-counter to provide the patient from sliding onto foot end
- Full removable ABS platform
- Electric CPR
- Direction wheel function(optional)
- With angle indicator embedded in the railing for back and trendelenburg adjustment(optional)
- Manual CPR on both sides(optional)

Accessories

- IV stand
- Urine bag hook
- Hand remote controller

Options

- Manual CPR
- Weighing scale
- Bed exit alarm
- X-ray translucent platform
- 5th direction wheel
- Angle indicator
- Mattress

Technical parameter

Overall size	2200*1060 *510-800mm
Lying size	1960*900 mm
Back section adjustment	0-75°
Foot section adjustment	0-40°
Height adjustment	510-800mm
Trendelenburg	0-12°
Reverse Trendelenburg	0-12°
Loading capacity	225kg



◆ YA-D5-7

Main features

- Four split side rail, drop down under platform
- Hand remote control
- Detachable head/foot board with easy lock
- Central locking caster with diameter of 125mm
- Bumper caster on four corners
- Auto-counter to provide the patient from sliding onto foot end
- Full length removable ABS platform
- With angle indicator embedded in the railing for back and trendelenburg adjustment(optional)
- Manual CPR on both sides(optional)

Accessories

- IV stand
- Urine bag hook
- Hand remote controller

Options

- Nurse controller
- 5th direction wheel
- Manual CPR
- X-ray translucent platform
- Angle indicator
- Mattress

Technical parameter

Overall size	2235*1100 *520-770mm
Lying size	1935*890 mm
Back section adjustment	0-75°
Foot section adjustment	0-40°
Height adjustment	520-770mm
Trendelenburg	0-12°
Reverse Trendelenburg	0-12°
Loading capacity	225kg



Hospital Bed

Electric Bed (Five function)

◆ YA-D5-8

Main features

- Collapsible aluminum railing with 6 bars
- Hand remote control
- Detachable head/foot board with easy lock
- Central brake system with wheel diameter of 125mm
- Bumper caster on four corners
- Auto-counter to provide the patient from sliding onto foot end
- With 5th wheel for direction

Accessories

- IV stand
- Urine bag hook
- Hand remote controller
- 5th direction wheel

Options

- Nurse controller
- X-ray translucent platform

Technical parameter

Overall size	2130*970 *500-780mm
Lying size	1880*830 mm
Back section adjustment	0-75°
Foot section adjustment	0-40°
Height adjustment	500-780mm
Trendelenburg	0-12°
Reverse Trendelenburg	0-12°
Loading capacity	195kg



Electric Orthopaedics Bed **medik**

◆ YA-D5-9

Main features

- Electrophoresis and powder coating
- Wholly molded cold steel sleeping platform
- Four split side rail, drop down under the bed platform
- Hand remote control
- Detachable head/foot board with easy lock
- Central brake system with wheel diameter of 125mm
- Steel bed frame, stainless steel traction shelf
- I.V. pole

Accessories

- Head & Foot board: ABS, detachable
- Side rails: 4pcs ABS

Options

- Nurse controller
- 5th direction wheel
- Mattress

Technical parameter

Overall size	1850*900*500mm
Lying size	1750*820 mm
Back section adjustment	0-75°
Foot section adjustment (left)	0-40°
Foot section adjustment (right)	0-40°
Loading capacity	200kg



◆ YA-D5-10

Main features

- ABS head/foot board, detachable
- ABS tuck-away side rail, 4 pieces
- Handset remote control
- Heavy duty caster in diameter of 125mm
- Bumper caster on four corners
- Central brake system
- X-ray translucent backrest for radiology
- 4 DC motors for adjustment of five movements

Accessories

- IV stand
- Urine bag hook
- Hand remote controller

Options

- 5th direction wheel
- Manual CPR
- Nurse controller
- Mattress

Technical parameter

Overall size	2150*1050*450-700mm
Lying size	1960*900 mm
Back section adjustment	0-75°
Foot section adjustment	0-40°
Height adjustment	450-700mm
Trendelenburg	0-12°
Reverse Trendelenburg	0-12°
Loading capacity	215kg



◆ YA-D5-11

Main features

- Four split side rail, drop down
- Hand remote control
- Detachable head/foot board with easy lock
- Central brake system with wheel diameter of 125mm
- Bumper caster on four corners
- Auto-counter to provide the patient from sliding onto foot end
- With angle indicator embeded in the railing for back and trendelenburg adjustment(optional)
- Manual CPR on both sides
- Incorporated railing control

Accessories

- IV stand
- Urine bag hook
- Hand remote controller
- Angle indicator

Options

- Nurse controller
- 5th direction wheel
- Mattress

Technical parameter

Overall size	2200*990*350-700mm
Lying size	1950*900mm
Back section adjustment	350-700mm
Foot section adjustment	0 -75°
Height adjustment	0 - 40°
Trendelenburg	0 -12°
Reverse Trendelenburg	0 -12°
Loading capacity	225kg





◆ YA-D3-1

Main features

- Extra low bed with height of 260mm
- ABS head/foot board, detachable with bumper on four corners
- Hand remote control
- Manual CRR of both side back section
- Heavy duty caster, diameter of 125mm castors. Four castors and two with brakes
- 10 pieces divided platform to get smooth curve
- Six column collapsible aluminum alloy railing
- Battery backup
- I.V. pole with six IV pole support hole
- Urine bag hook on both side

Accessories

- IV stand
- Urine bag hook
- Hand remote controller

Options

- Nurse controller

Technical parameter

Overall size	2120*1010*260-640mm
Lying size	1900*850mm
Back section adjustment	0-75°
Foot section adjustment	0-40°
Height adjustment	260-640mm
Loading capacity	215kg



◆ YA-D3-2

Main features

- Four split side rail, drop down under the bed platform
- Hand remote control
- Detachable head/foot board with easy lock
- Central brake system with wheel diameter of 125mm
- Auto-counter to provide the patient from sliding onto foot end
- With angle indicator embedded in the railing for back
- Manual backup

Accessories

- IV stand
- Urine bag hook
- Hand remote controller
- Angle indicator
- Crank handle

Options

- Nurse controller
- 5th direction wheel
- Mattress

Technical parameter

Overall size	2230*1100 *520-770mm
Lying Size	2045*900 mm
Back section adjustment	0-75°
Foot section adjustment	0-40°
Height adjustment	520-770mm
Loading capacity	205kg





◆ YA-D3-3

Main features

- Collapsible aluminum railing with 6 bars
- Hand remote control
- Detachable head/foot board with easy lock
- Caster diameter of 125mm with diagonal locking
- Bumper caster on four corners
- Auto-counter to provide the patient from sliding onto foot end

Accessories

- IV stand
- Urine bag hook
- Hand remote controller

Options

- Central locking system
- Mattress

Technical parameter

Overall size	2130*970 *500-750mm
Lying size	1880*830 mm
Back section adjustment	0-75°
Foot section adjustment	0-40°
Height adjustment	500-750mm
Loading capacity	175kg



◆ YA-D3-4

Main features

- Low height bed
- 3 movements electrical operation
- Collapsible aluminum railing with 6 bars
- Hand remote control
- Detachable head/foot board with easy lock
- Caster diameter of 125mm with diagonal locking
- Bumper caster on four corners
- Auto-counter to provide the patient from sliding onto foot end

Accessories

- IV stand
- Urine bag hook
- Hand remote controller

Options

- Central locking system

Technical parameter

Overall size	2130*970 *350-650mm
Lying size	1880*830 mm
Back section adjustment	0-75°
Foot section adjustment	0-40°
Height adjustment	350-650mm
Loading capacity	175kg



Hospital Bed

Electric Bed (Three function)



◆ YA-D3-5

Main features


- External nurse control and patient control
- Lockable and detachable ABS head and foot boards
- Removable ABS platform
- Drainage bag hooks at both sides
- IV pole sockets located at four corners
- Protective plastic corner bumpers
- 360° swivel, central lockable castors

Accessories

- IV stand
- Urine bag hook
- Hand remote controller

Technical parameter

Overall size	2150*1050 *490-890mm
Lying size	2000*900 mm
Back section adjustment	0-75°
Foot section adjustment	0-40°
Height adjustment	490-890mm
Loading capacity	205kg



Electric Bed(Two function) **medik**



◆ YA-D2-1

Main features

- Collapsible aluminum railing three horizontal rods
- Hand remote control
- Detachable head/foot board with easy lock
- Caster diameter of 125mm with diagonal locking
- Bumper caster on four corners
- Auto-counter to provide the patient from sliding onto foot end
- Full removable ABS platform

Accessories

- IV stand
- Urine bag hook
- Hand remote controller

Options

- MS perforated platform
- Mattress

Technical parameter

Overall size	2160*1050 *590mm
Lying size	1950*830 mm
Back section adjustment	0-75°
Foot section adjustment	0-40°
Fixed height	590mm
Loading capacity	175kg





medik
Nursing Care Bed



VIP Room

Hospital Bed

VIP Bed (Eight function)

◆ YA-DH8-1

Main features

- Column design
- Whole aluminum alloy frame
- Unique telescopic aluminum railing foldable and can be sliding under to the platform
- Unique butterfly design platform can distribute the pressure of the body evenly
- Manual CPR lever located on both sides of the bed
- Bumper caster located on four corners
- Central brake system with 150mm diameter
- Bed extension in mechanical way
- Auto-regress to remove the pressure of the abdomen when adjust the backrest
- Auto-counter to provide the patient from sliding onto foot end
- Nurse control located under the foot panel can sliding in and out
- Hand remote control can stuck on the railing
- Detachable head/foot board with easy lock



Accessories

- IV stand
- Urine bag hook
- Hand remote controller
- Nurse controller

Options

- Weighing scale
- Bed exit alarm
- Third side rail protector
- Mattress

Technical parameter

Overall size	2200*985 *420-780mm
Lying size	1900*900 mm
Back section adjustment	0-75°
Foot section adjustment	0-45°
Height adjustment	420-780mm
Trendelenburg	0-12°
Reverse Trendelenburg	0-12°
Ground clearance	185mm
Loading capacity	220 kg

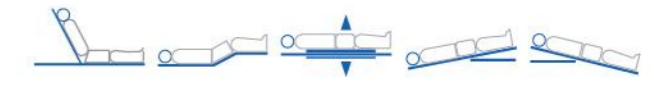


Nursing Care Bed (Five function) **medik**

◆ YA-DH5-1

Main features

- Electrically operated profiling bed for community and nursing home use
- Safe work load (SWL) 180 kg
- Variable height (400mm - 800mm)
- Wooden head and foot board with aluminum columns around
- Adjustable self locking side rails providing additional safety which can be released at both head and foot ends
- Remote handset control
- High quality design castors (castor diameter: 100mm)
- Quick and easy assembly, even within limited space
- Walnut/Oak/Maple color options available (please note minimum order quantities requirement)



Accessories

- Handset control

Options

- Lifting pole with triangle
- Urine bag stand
- Mattress

Technical parameter

Overall size	2155*1035 *400-800mm
Lying size	1900*900 mm
Back section adjustment	0-75°
Foot section adjustment	0-40°
Height adjustment	400-800mm
Trendelenburg	0-12°
Reverse Trendelenburg	0-12°
Loading capacity	200kg



◆ YA-DH3-1

Main features

- Collapsible aluminum railing extra height
- Hand remote control
- Detachable head/foot board with easy lock
- Central brake system with wheel diameter of 125mm
- Bumper on four corners
- Auto-counter to provide the patient from sliding onto foot end

Accessories

- IV stand
- Urine bag hook
- Hand remote controller

Options

- Nurse controller

Technical parameter

Overall size	2140*980 *500-800mm
Lying size	1900*840 mm
Back section adjustment	0-75°
Foot section adjustment	0-40°
Height from platform to railing top	430mm
Height adjustment	500-800mm
Loading capacity	175kg



◆ YA-DH3-2

Main features

- Total electric chair bed
- 3 movements electrical operation
- Two side rail, drop down under the bed platform
- Hand remote control
- Detachable head/foot board with easy lock
- Caster diameter of 125mm with diagonal locking

Accessories

- IV stand
- Urine bag hook
- Hand remote controller

Technical parameter

Overall size	2050*950 *460-670mm
Lying size	1900*900 mm
Back section adjustment	0-75°
Foot section adjustment	0-40°
Height adjustment	460-670mm
Loading capacity	225kg



◆ YA-H5-1

Main features

- ABS head/foot board, detachable
- ABS tuck-away side rail in full length, 4 pieces
- Foot pedal under the bed surface to control the adjustment of height directly
- Handle at the foot section to adjust the Trendelenburg and Reverse-Trendelenburg movements
- Two cranks at the foot section to adjust the backrest and leg section
- Central lock castor-step the brake, 4 castor brakes one time
- Bumper castor on four corners
- MS perforated platform with ventilation hole, molded

Accessories

- IV stand
- Urine bag hook

Technical parameter

Overall size	2230*1050 *450-750mm
Lying size	1960*900 mm
Back section adjustment	0-75°
Foot section adjustment	0-40°
Height adjustment	450-750mm
Trendelenburg	0-12°
Reverse Trendelenburg	0-12°
Loading capacity	205kg



◆ YA-H5-2

Main features

- Four sections fowler bed, with all welded enamelled main frame made of rectangular section steel tube
- Removable chrome plated bed ends fitted with 10 mm. laminated plastic panels
- Platform fitted with epoxy-painted steel weldmesh in four sections.
- Adjustable back-rest and leg-section by means of two independent cranks with retractable handle
- Variable height adjustable by hydraulic pump
- Bumpers at all four corners
- Mounted on 4 ø125mm castors, two with brakes
- Knock down construction. 50/75cm

Accessories

- IV stand
- Urine bag hook

Technical parameter

Overall size	2150*920 *500-750mm
Back section adjustment	0-75°
Foot section adjustment	0-40°
Height adjustment	500-750mm
Trendelenburg	0-12°
Reverse Trendelenburg	0-12°
Loading capacity	205kg



Hospital Bed

Hydraulic Bed (Five function)

◆ YA-H5-3

Main features

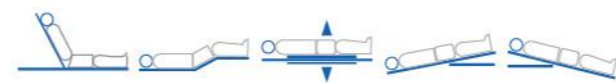
- Electrophoresis coated steel structure
- ABS head and foot board with holes for moving the bed easily
- Bumper castors on 4 corners for protection
- 2 Aluminum alloy side rails, collapsible(Fold down by press the red button)
- Gas spring for back section adjustment and CPR function
- Four Tente-similar 125mm castors with central braking system

Accessories

- IV stand
- Urine bag hook

Technical parameter

Overall size	2160*960 *500-750mm
Lying size	1900*840 mm
Back section adjustment	0-75°
Foot section adjustment	0-40°
Height adjustment	500-750mm
Trendelenburg	0-12°
Reverse Trendelenburg	0-12°
Loading capacity	195kg



Hydraulic Bed (Three function) **medik**

◆ YA-H3-1

Main features

- Electrophoresis and powder coating
- Wholly molded cold steel sleeping platform
- Head & Foot board:ABS head/end board
- Side rails:2pcs,aluminum alloy,collapsible
- Castor:four 125mm castors and 2 with brakes
- Gas spring for movements of backrest and knee section
- I.V.pole

Accessories

- IV stand
- Urine bag hook

Technical parameter

Overall size	2130*970*500-750mm
Lying size	1960*830 mm
Back section adjustment	0-75°
Foot section adjustment	0-40°
Height adjustment	500-750mm
Loading capacity	205kg



Hospital Bed

Manual Bed (Five function)

◆ YA-M5-1

Main features

- Four split side rail, drop down under the bed platform
- Foldable hand crank
- Detachable head/foot board with easy lock
- Central brake system with wheel diameter of 125mm
- With articulated ABS soft joint between different platform sections
- With angle indicator embedded in the railing for back and trendelenburg adjustment(optional)
- Retractable 5th wheel for direction(optional)

Accessories

- IV stand
- Urine bag hook

Technical parameter

Overall size	2490*1100 *520-770mm
Lying size	2300*900 mm
Back section adjustment	0-75°
Foot section adjustment	0-40°
Height adjustment	520-770mm
Trendelenburg	0-12°
Reverse Trendelenburg	0-12°
Loading capacity	195kg



Manual Bed (Five function) **medik**

◆ YA-M5-2

Main features

- Electrophoresis and powder coating
- X-ray translucent dorsal section for radiology
- Wholly molded cold steel knee & foot section
- Head and Foot board:removable,ABS material,detachable
- Side rails:two aluminum alloy side rails,collapsible
- Castors:four 125mm castors and two with brakes
- Four cranks for Fowler,Semi-fowler,HI-LOW,Trendelenburg and Reverse-Trendelenburg
- I.V.pole

Accessories

- IV stand
- Urine bag hook

Technical parameter

Overall size	2160*960 *500-750mm
Lying size	1900*840 mm
Back section adjustment	0-75°
Foot section adjustment	0-40°
Height adjustment	500-750mm
Trendelenburg	0-10°
Reverse Trendelenburg	0-10°
Loading capacity	195kg



▶ Optional

Hospital Bed

Manual Bed (Five function)

◆ YA-M5-3

Main features

- 5 movements manual operation
- Four split side rail, drop down under the bed platform
- Foldable hand crank
- Detachable head/foot board with easy lock
- Central brake system with wheel diameter of 125mm
- With articulated ABS soft joint between different platform sections

Accessories

- IV stand
- Urine bag hook

Technical parameter

Overall size	2160*1050 *500-750mm
Lying size	1900*900 mm
Back section adjustment	0-75°
Foot section adjustment	0-40°
Height adjustment	500-750mm
Trendelenburg	0-12°
Reverse Trendelenburg	0-12°
Loading capacity	205kg



Manual Bed (Five function) **medik**

◆ YA-M5-4

Main features

- Foldable chrome crank
- Detachable PP head/foot board
- Bumper caster on four corners
- Metal collapsible
- Central brake system with dual sides caster
- Manual CPR on both sides

Accessories

- IV stand
- Urine bag hook

Technical parameter

Overall size	2160*1100 *520-750mm
Lying size	2000*900 mm
Back section adjustment	0-75°
Foot section adjustment	0-40°
Height adjustment	520-750mm
Trendelenburg	0-12°
Reverse Trendelenburg	0-12°
Loading capacity	225kg



◆ YA-M5-5

Main features

- Electrophoresis and powder coating
- Wholly molded cold steel sleeping platform
- Profiled column with laminated board in middle, detachable
- Collapsible aluminum railing with 5 bars
- Caster diameter of 125mm with diagonal locking
- Four cranks for Fowler,Semi-Fowler,HI-LOW,Trendelenburg and Reverse Trendelenburg
- I.V. pole

Accessories

- IV stand
- Urine bag hook

Technical parameter

Overall size	2130*970 *500-750mm
Lying size	1900*840 mm
Back section adjustment	0-75°
Foot section adjustment	0-40°
Height adjustment	500-750mm
Trendelenburg	0-10°
Reverse Trendelenburg	0-10°
Loading capacity	195kg



◆ YA-M3-1

Main features

- 3 movements mechanical operation
- Collapsible aluminum railing with 6 bars
- Foldable hand crank
- Detachable head/foot board with easy lock
- Caster diameter of 125mm with diagonal locking
- Bumper caster on four corners

Accessories

- IV stand
- Urine bag hook

◆ YA-M3-2

Main features

- 3 movements manual operation
- Four split side rail,drop down under the bed platform
- Foldable hand crank
- Detachable head/foot board with easy lock
- Central brake system with wheel diameter of 125mm
- Bumper caster located on four corners

Accessories

- IV stand
- Urine bag hook



Technical parameter

Overall size	2160*960 *500-750mm
Lying size	1930*820 mm
Back section adjustment	0-75°
Foot section adjustment	0-40°
Height adjustment	500-750mm
Loading capacity	195kg

Technical parameter

Overall size	2160*1100 *520-770mm
Lying size	2000*900 mm
Back section adjustment	0-75°
Foot section adjustment	0-40°
Height adjustment	520-770mm
Loading capacity	205kg



◆ YA-M2-1

Main features

- Detachable PP head/foot board
- Collapsible aluminum alloy side rail
- Bumper caster on four corners
- Foldable crank located at the foot end
- Central brake system
- Foldable down food table

Accessories

- IV stand
- Urine bag hook



Technical parameter

Overall size	2245*1000 *550mm
Lying size	1900*840 mm
Back section adjustment	0-75°
Foot section adjustment	0-40°
Fixed height	550mm
Height from platform railing top	340mm
Loading capacity	185kg



◆ YA-M2-2

Main features

- Electrophoresis and powder coating
- Wholly molded cold steel sleeping platform
- Head & Foot board: ABS, detachable
- Side rails: 2pcs, Aluminum alloy, collapsible
- Aluminum alloy traction frame
- Damping table
- Central locking, Diameter of 125mm

Accessories

- IV stand
- Urine bag hook



Technical parameter

Overall size	2220*990*490mm
Lying size	1960*880 mm
Back section adjustment	0-75°
Foot section adjustment	0-40°
Loading capacity	200kg



◆ YA-M2-3

Main features

- Electrophoresis and powder coating
- Head & Foot board: ABS, detachable
- Side rails: 2pcs, aluminum alloy, collapsible
- Castor: diameter of 125mm, two with brakes
- I.V. pole

Accessories

- IV stand
- Urine bag hook



Technical parameter

Overall size	2100*980 *550mm
Lying size	1910*830 mm
Back section adjustment	0-75°
Foot section adjustment	0-40°
Fixed height	550mm
Loading capacity	185kg



◆ YA-M2-4

Main features

- Epoxy coated cold-rolled steel bed platform and frame
- Head & Foot board: ABS, detachable
- Side rails: 2pcs, PP, collapsible
- Castor: diameter of 125mm, two with brakes

Accessories

- IV stand
- Urine bag hook



Technical parameter

Overall size	2000*900 *530mm
Back section adjustment	0-75°
Foot section adjustment	0-40°
Fixed height	530mm
Loading capacity	180kg



Hospital Bed

Manual Bed (Two function)

◆ YA-M2-5

Main features

- Epoxy coated cold-rolled steel bed platform and frame
- Head & Foot board: epoxy coated cold-rolled steel
- Side rails: 2pcs epoxy coated steel, drop down
- Castor: diameter of 125mm, two with brakes

Accessories

- IV stand
- Urine bag hook



Technical parameter

Overall size	2000*900 *530mm
Back section adjustment	0-75°
Foot section adjustment	0-40°
Fixed height	530mm
Loading capacity	180kg

◆ YA-M2-6

Main features

- Epoxy coated cold-rolled steel bed platform and frame
- Head & Foot board: ABS, detachable
- Side rails: 2pcs aluminium alloy, collapsible
- Castor: diameter of 125mm, two with brakes

Accessories

- IV stand
- Urine bag hook



Technical parameter

Overall size	2000*900 *465mm
Back section adjustment	0-75°
Foot section adjustment	0-40°
Fixed height	465mm
Loading capacity	180kg



Manual Bed (One function) **medik**

◆ YA-M1-1

Main features

- Epoxy coated cold-rolled steel bed platform and frame
- Head & foot board: ABS, detachable
- Side rails: 2pcs aluminium alloy, collapsible
- Castor: diameter of 125mm, two with brakes

Accessories

- IV stand
- Urine bag hook

Technical parameter

Overall size	2000*900 *530mm
Back section adjustment	0-75°
Fixed height	530mm
Loading capacity	180kg



◆ YA-M1-2

Main features

- Bed surface made of cold rolled sheet, bed frame all made of steel tube, pre-treated and epoxy powder coated
- Head and foot frame made of stainless steel tube
- Adjustable backrest, with one chrome plated crank
- Four Φ125mm castors, with two brakes
- Four jacks for IV pole, 2 drain hooks

Technical parameter

Overall size	2100*980 *550mm
Lying size	1910*840 mm
Back section adjustment	0-75°
Fixed height	550mm
Loading capacity	175kg



◆ YA-M1-3

Main features

- Back section adjustable from 0 to 75°
- Structure: electrophoresis and powder coating
- Wholly molded cold steel sleeping platform
- Head & Foot board: stainless steel tube with laminated board in middle
- Four legs anchored to the floor with anti-slip foot cover
- I.V. pole

Technical parameter

Overall size	2100*980 *550mm
Lying size	1910*840 mm
Back section adjustment	0-75°
Fixed height	550mm
Loading capacity	175kg



Hospital Bed

Manual Bed

◆ YA-M0-1

Main features

- Wholly molded cold steel sleeping platform, bed frame made of steel tube, pre-treated and epoxy powder coated
- Head and foot frame made of epoxy powder coated steel tube
- Four Φ 125mm castors, with two brakes
- I.V.pole

Technical parameter

Overall size	2100*980 *550mm
Lying size	1910*840 mm
Fixed height	550mm
Loading capacity	175kg



◆ YA-M0-2

Main features

- Epoxy coated cold-rolled steel bed platform and frame
- Head & foot board: stainless steel with patient card holder on the board

Technical parameter

Overall size	2000*900 *520mm
Fixed height	520mm
Loading capacity	180kg



medik
Pediatric bed

◆ YA-PD5-1

Main features

- Tuck-away 4 pieces split railing
- Transparent acrylic head&foot board and railing panel
- One button trendelenburg
- Electric CPR
- Manual CPR on both sides
- Central brake system
- Auto-regress to remove the pressure of the abdomen when adjust the backrest
- Auto-counter to provide the patient from sliding onto foot end
- Bumper caster on four corners
- Height/Angle indicator
- Backup battery

Accessories

- Telescopic I.V pole
- Urine bag hooks
- I.V holes

Technical parameter

Overall size	1900*995*505-750mm
Lying size	1700*850mm
Back section adjustment	0-70°
Foot section adjustment	0-35°
Height adjustment	505-750mm
Trendelenburg	0 -12°
Reverse Trendelenburg	0 -12°
Castor diameter	125mm
Loading capacity	160kg



◆ YA-PD5-2

Main features

- Full length aluminum protecting rail
- Double lock switch to operate the railing with great safety
- Telescopic aluminum railing with easy access to the child
- Aluminum head/foot board with cartoon design provides great attraction for the kids
- Central brake system
- Zero gap between head board and side rails

Accessories

- Telescopic I.V pole
- Urine bag hooks
- I.V holes

Technical parameter

Overall size	1840*840*470-760mm
Lying size	1720*900mm
Height from top of side rails to the bed platform	690mm
Gap between adjacent side rail columns	57mm
Back section adjustment	0-75°
Foot section adjustment	0-40°
Height adjustment	540-790mm
Trendelenburg	0 -12°
Reverse Trendelenburg	0 -12°
Castor diameter	125mm
Loading capacity	160kg



◆ YA-PD3-1

Main features

- Full length safety railing
- Hand remote control
- Central brake system
- Detachable head/foot board with cartoon paste
- Bumper caster on four corners
- Color option: brown, blue, green, pink

Accessories

- Telescopic I.V pole
- Urine bag hooks
- I.V holes

Technical parameter

Overall size	1980*980*480-720mm
Back section adjustment	0-75°
Foot section adjustment	0-40°
Height adjustment	480-720mm
Castor diameter	125mm
Loading capacity	180kg



Three function



◆ YA-PM3-1

Main features

- Full length heavy duty protecting rail
- Double lock switch
- Aluminum head/foot board with cartoon design
- Central brake system

Accessories

- Telescopic I.V pole
- Urine bag hooks
- I.V holes

Technical parameter

Overall size	2000*860*510-770mm
Lying size	1850*695mm
Railing height	435mm
Back section adjustment	0-75°
Foot section adjustment	0-40°
Height adjustment	510-770mm
Castor diameter	125mm
Loading capacity	160kg



◆ YA-PM2-1

Main features

- Full length railing with zero gap for safety
- Guard rail operated with gas stopper to avoid careless drop down
- Sliding up-down railing
- Beautiful head/foot board with cartoon design provides great attraction for the kids
- Dual sides caster, diagonal locking

Accessories

- Telescopic I.V pole
- Urine bag hooks
- I.V holes

Technical parameter

Overall size	1880*900*480-660mm
Lying size	1750*730mm
Railing height	530mm
Back section adjustment	0-75°
Foot section adjustment	0-40°
Fixed height	660mm
Castor diameter	125mm
Loading capacity	150kg



◆ YA-PM2-2

Main features

- Strip steel head and foot board
- Full length heavy duty protecting rail sliding up-down
- Railing height can be adjusted in three different positions
- Central brake system
- With cabinet with 2 doors under bed at foot end

Accessories

- Telescopic I.V pole
- Urine bag hooks
- I.V holes
- shoe shelf

Technical parameter

Overall size	1900*905*650mm
Back section adjustment	0-75°
Foot section adjustment	0-40°
Fixed height	650mm
Castor diameter	125mm
Loading capacity	150kg



◆ YA-PM1-1

Main features

- Full length heavy duty protecting rail sliding up-down
- Head&foot board with attractive cartoon paste
- Bed sheet top made from perforated steel, epoxy powder coated and baked finish
- Bed framework made from mild steel ERW rectangular tubes

Technical parameter

Overall size	1650*800*500mm
Lying size	1550*730mm
Railing height	500mm
Back section adjustment	0-75°
Fixed height	500mm
Castor diameter	125mm
Loading capacity	100kg



◆ YA-PM1-2

Main features

- Bed frame made of stainless steel materials; bed surface made of cold-rolled steel plate, Pre-treated and epoxy powder coated
- Lifting stainless steel side rail
- Adjustable backrest,with one chrome plated crank
- Four Ø75mm castors, two with brakes
- Knock down construction

Technical parameter

Overall size	1600*1000*700mm
Railing height	530mm
Back section adjustment	0-75°
Fixed height	700mm
Castor diameter	75mm
Loading capacity	80kg



◆ YA-PM0-1

Main features

- Wholly molded cold steel sleeping platform
- Electrophoresis and power coating
- Head &Foot length protection,steel,sliding up and down
- Castors:125mm castors,two with brakes

Technical parameter

Overall size	1210*690*600mm
Castor diameter	125mm
Loading capacity	135kg



◆ MK-B01

Main features

- Frame made from ABS material, durable and easy to clean
- Tilt angle 15°, easy for mother and baby to communicate and feed
- Height adjustable by hydraulic system
- Hand rail could be placed flat or at 90° angle. Can be used as a mosquito net support
- Four noiseless swivel castors, two with brakes
- Equipped with music function, can be stored with SD card
- Weight scale to Measure baby weight
- Atmosphere temperature measuring
- Touch keyboard, more durable and sensitive than traditional mechanical buttons

Technical parameter

Overall size	800*420*855-1045mm
Trendelenburg	0-12°
Reversed Trendelenburg	0-15°
Height adjustment	855-1045mm
Castor diameter	100mm
Hand rail angle	0-90°
Castor diameter	100mm
Weight scale range	0-20kg



◆ MK-B02

Main features

- Height adjustment by gas-spring
- Aluminium alloy column
- ABS side rails around
- Hyaline plastic basket to secure good visibility for observer
- Optional function: weighing scale, music

Technical parameter

Overall size	905*535*780-980mm
Trendelenburg	0-14°
Reversed Trendelenburg	0-14°
Height adjustment	780-980mm
Castor diameter	100mm
Hand rail angle	0-90°
Load capacity	20kg



Green



Green

◆ MK-B03

Main features

- High quality steel bed frame
- Double-side casters with brake, more durable and safety
- Basket under the bed frame
- Imported ABS material transparent sleeping basin
- Gas spring for the movement

Technical parameter

Overall size	850*530*920mm
Reverse Trendelenburg	0-12°
Bed frame	High quality steel
Sleeping basin	Imported ABS
Castor diameter	100mm
Loading capacity	Sleeping basin: 15kg, basket :5kg



◆ MK-B04

Main features

- Stainless steel structure
- Stainless steel side rails, HI-LOW position by hinge
- Four casters and two with brake
- With storage basket at the bottom of baby crib

Technical parameter

Overall size	800*500*610mm
Structure	Whole stainless steel
Castor diameter	75mm
Loading capacity	60kgs



◆ MK-B05

Main features

- Stainless steel structure
- Top and sides upholstered and covered with washable plastic material
- With 2 top drawers

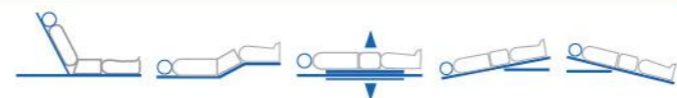
Option

- Cabinet with 2 doors
- Laminated plastic lower shelf

Technical parameter

Overall size	1150*550*800mm
Structure	Whole stainless steel
Drawer	Two drawers
Loading capacity	15kgs





◆ YA-PS01

Main features

- Reliable hydraulic pump of Power-packer brand
- Two column structure, accessible for C-arm
- Foldable pushing handle on both ends
- Robust collapsible railing, easy to lock up
- Central locking system with 200mm diameter, easy for transportation
- With steering function
- Moulded base chassis with reservation for oxygen cylinder
- Foot operation pedal on available on both sides
- Central brake pedal located on bed end side, can brake it easily
- Bumper caster located on the four corners
- X-ray translucent platform (optional)
- Monitor shelf (optional)

Accessories

- Mattress
- IV pole
- Pushing handle

Options

- Monitor shelf
- Drawer underneath the platform

Technical parameter

Overall size	2160*820*500-900mm
Weight(without surface/accessories)	128kg
Back section adjustment	0- 85°
Foot section adjustment	0- 45°
Height adjustment	500-900mm
Trendelenburg	0-16°
Reverse Trendelenburg	0- 16°
Protection class	IPX4
Deck dimension	1865*640mm
Siderails size	1370*440mm
Castor diameter	200mm
Bumper caster	4 bumper casters
Loading capacity	295kg



◆ YA-PS02

Main features

- Reliable hydraulic pump of Power-packer brand
- Two column structure, accessible for C-arm
- Foldable pushing handle on both ends
- Robust collapsible railing, easy to lock up
- Central locking system with 200mm diameter, easy for transportation
- With 5th retractable wheel in the middle for direction
- Moulded base chassis with reservation for oxygen cylinder and patient belongings
- Foot operation pedal on available on both sides
- Central brake pedal located on bed end side, can brake it easily
- Bumper caster located on the four corners
- X-ray translucent platform (optional)
- Monitor shelf (optional)

Accessories

- Mattress
- IV pole
- Pushing handle

Options

- Monitor shelf
- X-ray translucent platform

Technical parameter

Overall size	2120*800*630-930mm
Back section adjustment	0-85°
Foot section adjustment	0-45°
Height adjustment	630-930mm
Trendelenburg	0-15°
Reverse Trendelenburg	0-15°
Castor diameter	200mm
Loading capacity	235kg



◆ YA-PS03

Main features

- Side rails can be fixed at a horizontal position for drip and puncture loading capacity 10kg
- Using 70mm thick sponge mattress, fabric is waterproof and breathable
- Style of P-shaped front and U-shaped back
- With 5th retractable wheel in the middle for direction
- Double locks of side rails
- Using hydraulic cylinder and high-low hand crank and self-pull rod
- Using gas spring to stepless lift
- Silent casters with central lock
- I.V. pole on both sides

Accessories

- Mattress
- IV pole
- Pushing handle

Options

- Monitor shelf
- X-ray translucent platform

Technical parameter

Overall size	2150*830*560-890mm
Back section adjustment	0-80°
Foot section adjustment	0-35°
Height adjustment	560-890mm
Trendelenburg	0-16°
Reverse Trendelenburg	0-16°
Castor diameter	200mm
Size of oxygen bottle holder	Dia. 140mm, max. 4L
Loading capacity	220kg



◆ YA-PS04

Main features

- New design luxurious stretcher
- Unique rotating railing designed for patient transfer from the bed to the stretcher
- ABS platform easy for cleaning
- Manual height adjustable
- With 5th retractable wheel in the middle for direction
- Back rest adjustable in pneumatic way
- Central brake system with 150mm diameter wheel

Accessories

- Mattress
- IV pole

Technical parameter

Overall size	1930*640*500-900mm
Back section adjustment	0-70°
Height adjustment	500-900mm
Castor diameter	150mm
Loading capacity	250kg



◆ YA-PS05

Main features

- Manual luxurious stretcher
- ABS tuck-away railing, collapsible
- ABS platform easy for cleaning
- Manual height adjustable
- With 5th retractable wheel in the middle for direction
- Back rest adjustable in pneumatic way
- Central brake system with 150mm diameter wheel

Accessories

- Mattress
- IV pole

Technical parameter

Overall size	1930*640*500-900mm
Back section adjustment	0-70°
Height adjustment	500-900mm
Castor diameter	150mm
Loading capacity	250kg



◆ YA-PS06

Main features

- Height adjustable in hydraulic way by pedals on both sides
- Collapsible aluminum alloy railing
- Central brake system
- Pushing bar located on both ends
- Back section adjustable in pneumatic way
- Bumper caster located on four corners of stretcher

Accessories

- Mattress
- IV pole

Technical parameter

Overall size	2110*690*460-810mm
Back section adjustment	0-80°
Height adjustment	460-810mm
Castor diameter	125mm
Loading capacity	180kg





◆ YA-PS07

Main features

- Emergency stretcher with scissors mechanism
- Headrest, Trendelenburg / Reverse-Trendelenburg adjustments by gas spring
- Hydraulic height adjustment by foot pedals on both sides
- Poly-Urethane Side Rails
- High density mattress (8cm thickness) with polyurethane removable and washable cover
- Oxygen bottle holder and storage area on ABS bottom chassis cover
- 360° Swivel 150 mm castors with central locking system
- Pushing handles on both ends of the stretcher
- 4 Plastic protection bumpers
- Compact laminated surface with full length x-ray cassette holder
- Adjustable, removable chrome plated IV pole
- Electrostatic powder coated metal parts



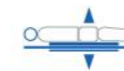
Accessories

- Mattress
- IV pole

Technical parameter

Overall size	2200*780*600-830mm
Lying size	2000*650mm
Back section adjustment	0-80°
Height adjustment	600-830mm
Trendelenburg	0-14°
Reverse trendelenburg	0-14°
Castor diameter	200mm
Loading capacity	225kg

◆ YA-PS08



Main features

- Whole stainless steel frame
- Height adjustable through manual crank
- Removable up stretcher
- Guard railing pull up and drop down
- Mobile on caster, diagonal locking

Technical parameter

Overall size	1900*630*600-800mm
Height adjustment	600-800mm
Castor diameter	125mm
Loading capacity	180kg



◆ YA-PS09

Main features

- Whole stainless steel frame
- Removable up stretcher
- Guard railing pull up and drop down
- Mobile on caster, diagonal locking

Technical parameter

Overall size	1950*665*730mm
Castor diameter	125mm
Loading capacity	180kg



◆ YA-PS10



Main features

- Economic stretcher
- Back section adjustable through simple stubborn mechanism
- Guard railing pull up and drop down
- Mobile on caster, diagonal locking
- With basket
- With IV pole

Technical parameter

Overall size	1800*540*800mm
Back section adjustment	0-75°
Thickness of mattress	70mm
Side rail length	1000mm
Castor diameter	125mm
Loading capacity	180kg



◆ YA-PS11



Main features

- Foldable design to reduce space when not in use
- Back section adjustable through simple stubborn mechanism
- Guard railing pull up and drop down
- Mobile on caster, diagonal locking
- Cushioned with foam mattress
- PU covered, waterproof
- With IV pole

Technical parameter

Overall size	1900*550*700mm
Back section adjustment	0-75°
Thickness of mattress	70mm
Side rail length	1000mm
Castor diameter	125mm
Loading capacity	180kg



◆ YA-PT01



Main features

- Special sliding mechanism for the up mattress
- Unique rotating aluminum railing acting as bridge between stretcher and bed in horizontal position
- Height adjustable in hydraulic way
- Central brake system with steering function

Technical parameter

Overall size	1950 * 700 * 520-840 mm
Lying size	1900*680mm
Height adjustment	520-840mm
Castor diameter	150mm
Loading capacity	150kg



◆ YA-CS01



Main features

- Two divided individual stretcher
- Mobile up stretcher sliding on aluminum orbit
- Central brake system
- Fifth wheel for direction
- Connecting system easy to operate
- Two long ABS side rail

Accessories

- I.V pole
- Drainage hook
- Mattress

Technical parameter

Overall size	3650*640*640-970mm
Back section adjustment	0 -70°
Height adjustment	640-970mm
Castor diameter	150mm
Loading capacity	225kg



Patient Transfer Stretcher

Better Care , Better Comfortable

◆ YA-CS02

Main features

- Stainless steel side rails
- Back section can be lifted up to 75° by gas spring control
- Mobile up stretcher sliding on stainless steel railway
- Two divided individual stretcher
- Central brake system with diameter 125mm casters
- Connecting system easy to operate

Accessories

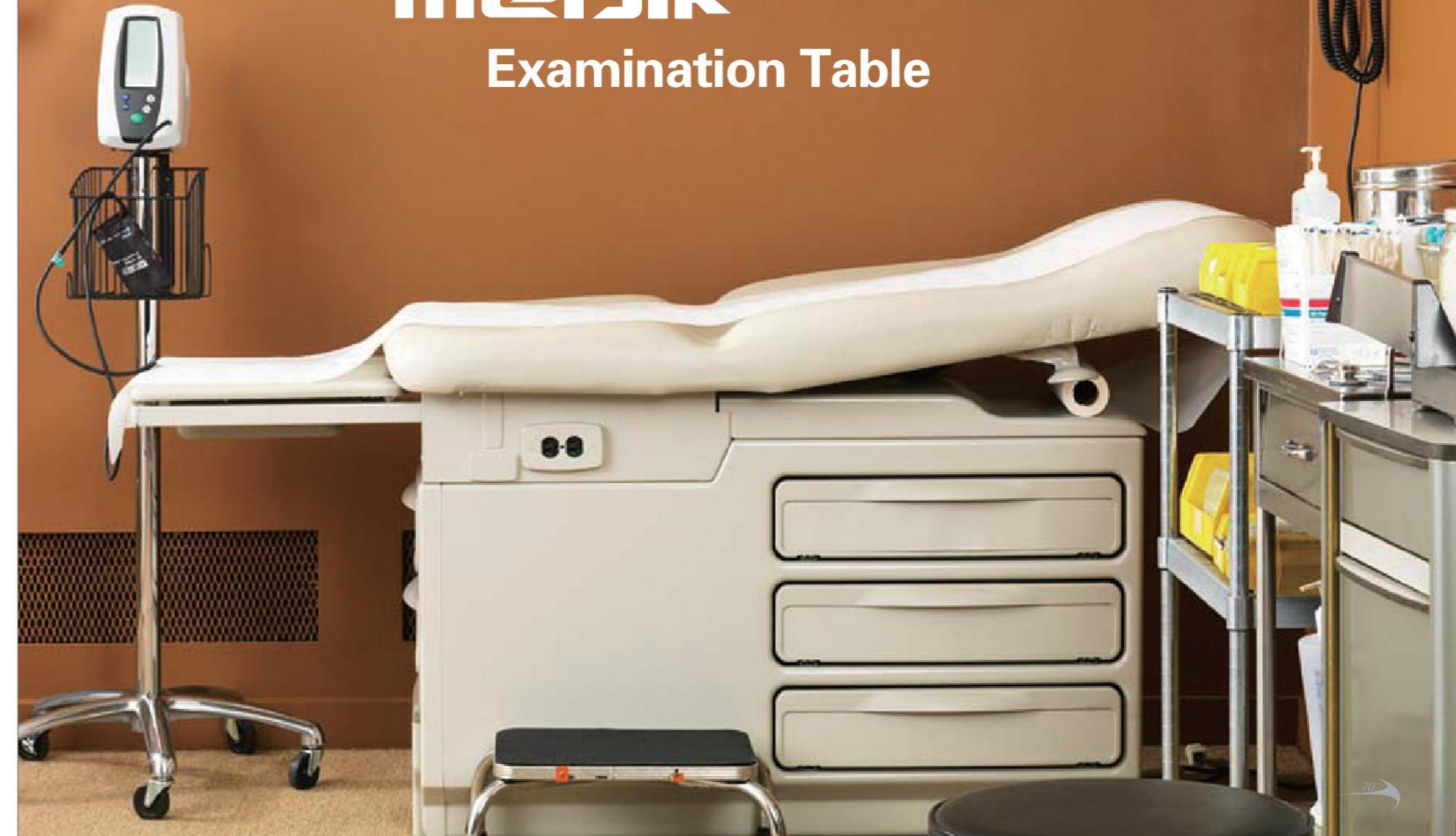
- I.V pole
- Drainage hook
- Mattress

Technical parameter

Overall size	3650*640*640-970mm
Back section adjustment	0 -70°
Height adjustment	640-970mm
Castor diameter	125mm
Loading capacity	225kg



medik⁺ Examination Table



◆ YA-EC-D02

Main features

- Back section adjustable by foot pedal
- Height adjustable by foot pedal
- Crossing base structure
- Two ended central brake system

Technical parameter

Overall size	1920*820*430-760 mm
Back section length	700mm
Body section length	1220mm
Back section adjustment	0-75°
Height adjustment	430-760mm
Foam density	35kg/m ³
Loading capacity	300kg



◆ YA-EC-H01

Main features

- Height adjustable between 460-765mm
- Operated by foot pedal, easy for diagnosis
- Stainless frame, powder coating
- PU surface with sponge inside

Technical parameter

Overall size	1850*520*460-765mm
Adjustable height	460-765mm
Foam density	35kg/m ³
Loading capacity	180kg



◆ YA-EC-W02

Main features

- Wooden frame
- Top is upholstered and covered with washable plastic material flame retardant
- Head rest adjustable
- Complete with paper roll holder
- Knock down construction

Technical parameter

Overall size	1880*770*710 mm
Backrest adjustable angle	0-75°
Loading capacity	150kg



◆ YA-EC-M01

Main features

- Table made of steel tube, Pre-treated and epoxy
- Fixed bases with protective plastic feet
- Bed top is high-density polyurethane foam, and covered with PVC leather
- Knock down construction

Technical parameter

Overall size	1900*600*660 mm
Mattress thickness	40mm
Loading capacity	150kg



◆ YA-EC-M02

Main features

- Manufactured in epoxy-painted steel tube
- Fully adjustable headrest
- Top is upholstered and covered with washable plastic and flame retardant material
- Knock down construction

Technical parameter

Overall size	1800*750*550 mm
Back section adjustment	0-75°
Loading capacity	150kg



◆ YA-EC-S02

Main features

- Manufactured in S.S.frame round steel tube
- Fully adjustable headrest
- Top is upholstered and covered with washable plastic and flame retardant material
- Knock down construction
- Complete with paper roll holder

Technical parameter

Overall size	1880*770*710 mm
Backrest adjustable angle	0-75°
Loading capacity	150kg



◆ YA-EC-M03

Main features

- Manufactured in epoxy-painted steel
- Top is upholstered and covered with washable plastic material
- Complete with 2 drawers, paper roll holder and s.s. tray
- Mounted on Ø 80 mm wheels with brake

Technical parameter

Overall size	1800*800*550mm
Backrest adjustable angle	0-75°
Loading capacity	150kg



◆ YA-EC-S03

Main features

- Manufactured in s.s.frame square steel tube
- Fully adjustable headrest
- Top is upholstered and covered with washable plastic and flame retardant material
- Knock down construction
- Complete with paper roll holder

Technical parameter

Overall size	1880*770*710 mm
Back section adjustment	0-75°
Loading capacity	150kg



◆ YA-EC-S04

Main features

- Manufactured in chrome-plated round steel tube
- Fully adjustable headrest
- Top is upholstered and covered with washable plastic material

Technical parameter

Overall size	1800*800*550 mm
Back section adjustment	0-75°
Foot section adjustment	-30 -0°
Loading capacity	150kg



◆ YA-EC-MC01

Main features

- 3-section wood massage bed
- PVC leather, sponge of 4cm thickness
- High quality hardwood frame

Accessories

- Front-armrest
- Side-arm-supports
- Face hole plug
- Carry case
- Carry bag

Technical parameter

Overall size	1860*700*620-860 mm
Head section adjustment	0-75°
Height adjustment	620-860 mm
Loading capacity	230kg



◆ YA-EC-MC02

Main features

- 2-section wood massage bed
- PVC leather, sponge of 4cm thickness
- High quality hardwood frame

Accessories

- Front-armrest
- Side-arm-supports
- Face hole plug
- Carry case
- Carry bag

Technical parameter

Overall size	1860*700*620-860 mm
Height adjustment	620-860 mm
Loading capacity	230kg



◆ YA-EC-U01

Main features

- E-intelligence bed sheet replacing & deviation-correcting system
- Ultrasonic coupling agent heater
- Vertical adjustment
- The right back position adjustment
- Left heart position adjustment
- Trendelenburg/Reverse trendelenburg (optional)
- Horizontal adjustment (optional)

Technical parameter

Overall size	1900*650*590-840 mm
Head overall slope and leg overall slope	0 - 12°
Height adjustment	590-840 mm
Horizontal movement	0 - 420 mm
Whole bed weight	133 Kg
Loading capacity	175 kg



◆ YA-EC-U02

Main features

- E-intelligence bed sheet replacing & deviation-correcting system
- Ultrasonic coupling agent heater
- Vertical adjustment
- Backrest adjustment (optional)
- Hip section adjustment(optional)
- Trendelenburg/Reverse trendelenburg(optional)
- Horizontal adjustment(optional)

Technical parameter

Overall size	1900*650*590-840 mm
Back section adjustment	0 - 85°
Height adjustment	590-840 mm
Head overall slope and leg overall slope	0 - 12°
Adjustment value of the height of the hip	0-110 mm
Horizontal movement	0-420 mm
Whole bed weight	133 Kg
Loading capacity	175 kg



Examination Couch

◆ YA-EC-B01

Main features

- Car cartoon style, lovely and friendly, attract children's attention
- Wood structure
- Soft and comfortable upholstered PU leather top, water-resistant and oil-resistant
- Mattress color can be customized
- Without any latex, use environmental water-based paint, E0 green plate green safety, round angle safety

Technical parameter

Overall size	1200*700*790mm
PU mattress size	1080*680*50mm
Height from floor to mattress	560mm
Accessory	1 drawer
Loading capacity	150kg



◆ YA-EC-B02

Main features

- Animal party cartoon style, lovely and friendly, reduce children's fear
- Soft and comfortable upholstered PU leather top, water-resistant and oil-resistant
- Mattress color and foam size can be customized
- Special groove designed under the mattress which can hide the disposable bed sheet roll inside the bed
- Largest width of paper roll the groove can fit is 60cm
- Extension board can be pulled for taller children examination

Technical parameter

Overall size	1730*740*810mm
PU mattress size	1100*650*70mm
Extension board	240*550mm
Accessory	1 cabinet
Loading capacity	180kg



◆ YA-EC-B03

Main features

- Blue car cartoon style, lovely and friendly, attract children's attention
- Disposable bed sheet, reduce the cross infection possibilities
- Wood structure, two sections, equipped with soft sponge mattress, PU cover, waterproof, easy cleaning, wear-resisting
- Without any latex, use environmental water-based paint, E0 green plate green safety, round angle safety

Technical parameter

Overall size	1710*720*900mm
Mattress Length	1330mm
Back section adjustment	0-45°
Color	Blue, Black and White
Accessory	4 drawers and 2 cabinets
Loading capacity	180kg



medik Dialysis Chair



◆ YA-DS-D01

Main features

- Electric dialysis bed structure: four sections (back board, sitting board, leg board, foot board)
- Drive part: electric control mode (electric push rod) drive back lifting and leg lifting, electric control operation, adjust support position and foot rest position
- Mattress: made of super fiber material
- Aluminum alloy folding guardrail
- Electric dialysis bed material: frame is made of high quality steel, poly layer paint made of plate and shell; base is made of ABS engineering plastic

Accessories

- Flexible mattress
- Flexible pillow
- Headboard
- Hand operated manipulator
- Tablet support
- Aluminum alloy lifting barrier

Technical parameter

Overall size	2000*780*520-680mm
Height adjustment	520-680mm
Back section adjustment	0-70°
Leg section adjustment	0-60°
Pedal lifting regulation range	150mm
Loading capacity	240kg



◆ YA-DS-D02

Main features

- Ergonomic design gives blood donors a sense of security and comfort and alleviate the psychological pressure, makes the whole process easier and enjoyable
- Premium linear actuator controls and adjusts back and leg position
- The appearance is made of high-strength fiber material and poly-layer paint
- Chair frame is made of premium powder coated steel
- Mattress using a high-quality medical polyurethane foam molding
- anti-static and anti-fouling properties

Technical parameter

Overall size	1980*550*580-750mm
Back section adjustment	0- 70°
Leg section adjustment	20° -90 °
Height adjustment	580-750mm
Armrest swing out	0 -180°
Armrest height adjustment	100mm
Armrest size	480*160mm
Loading capacity	180kg



Removable pillow



ABS tray table



Dustproof base cover



SS IV pole

◆ YA-DS-D03

Main features

- Chair consists of 4 main parts: backrest, seat part, leg rest and foot rest
- Four DC motors for movements of dialysis chair
- During the bed position, the chairs take the trendelenburg (shock) position
- Covered with cleanable, waterproof cushion, which is easy to clean
- Armrest can be fixed and adjusted manually
- Four lockable castors in the diameter of 100mm fix the chair to the floor
- CPR function, with levers on both sides of chair for quick release
- Small dining table rotating by 360 degrees

Technical parameter

Overall size	1800*580*600-850mm
Back section adjustment	0-70°
Leg section adjustment	20°-75°
Foot rests sliding distance	150mm
Handrail board size	450*160mm
Handrail swing adjustment	0-45°
Caster diameter	100mm
Loading capacity	180kg



◆ YA-DS-D04

Main features

- Dialysis chairs require very little effort to use
- Less stooping, easier access for cleaning and locking front brakes are among the many features
- It can be a bed
- Multiple position available
- Three Danmark linak motors to adjust chairs back and leg,height
- PU standard for American CA117 or British BS5852 that is resistant to blood, sweat, fire, urine, spit or scraping
- Digital weigh system and CPR

Options

- Instrument trays
- Infusion stand
- TV for MP3,MP4

Technical parameter

Overall size	1900*600*560-820mm
Height adjustment	560-820mm
Back section adjustment	-10°-80°
Leg section adjustment	-80°-10°
Trendelenbrug	-12°
Caster diameter	100mm
Loading capacity	240kg



Hands control



Adjustable armrest



Adjustable footrest



Castor with brake

◆ YA-DS-D05

Main features

- Dialysis chairs require very little effort to use
- Less stooping, easier access for cleaning and locking front brakes are among the many features
- It can be a bed
- Multiple position available
- Three Danmark linak motors to adjust chairs back and leg,height
- PU standard for American CA117 or British BS5852 that is resistant to blood, sweat, fire, urine, spit or scraping

Options

- Instrument trays
- Infusion stand
- TV for MP3,MP4

Technical parameter

Overall size	1900*600*560-820mm
Height adjustment	560-820mm
Back section adjustment	-10°-80°
Leg section adjustment	-80°-10°
Trendelenbrug	-12°
Caster diameter	100mm
Loading capacity	240kg



◆ YA-DS-M01

Main features

- 4 positions,built in 1th
- Base in 1 1/4 painted tubes
- Metal structure with epoxy paint
- Foam seat, back and foot rest, covered in artificial leather
- Waterproof, anti-bacterial coating
- Backrest, armrest and side rest reclining by means of lateral lever
- Vertical and lateral adjustment of the armrest
- Clamps for the collection of blood in steel with hood and height adjustment by means of handles
- Feet with plastic tips
- Anti-rust treatment,electrostatic powder coating
- Guaranteed stability
- Black color
- Catalog Availability

Technical parameter

Overall size	1750*770*550-1250mm
Folding size	1250*770*550mm
Height adjustment	550-1250mm
Loading capacity	136kg



◆ YA-DS-M02

Main features

- Etherealized lines, freely outline the casual, fashionable and graceful form
- Environment-friendly and breathable material, anti-fouling and dustproof anti-static, new for long lasting
- Soft and Romantic Simple and fluent line
- Natural and fashionable
- Material:Solid wooden frame with multi-layer iron plate
- High resilient cutting foam and PU cover

Technical parameter

Overall size	1750*820*1050mm
Folding size	950*820*1050mm
Back section adjustment	0-80°
Castor diameter	50mm
Loading capacity	200kg



◆ YA-DS-M03

Main features

- Chair designed according to ergonomic human engineering
- Equipped with three motors to achieve various positions
- With comfortable mattress, PU cover, waterproof
- Cushion: PU foam
- Upholstery: PVC leather
- Frame: Q235 steel
- Adjustable by gas spring
- Four casters and two with brake
- Color optional

Technical parameter

Overall size	1880*830*560mm
Seat section width	600mm
Back section adjustment	-10°-80°
Seat section adjustment	0-30°
Leg section adjustment	-80°-10°
Castor diameter	100mm
Total weight	85kg
Loading capacity	200kg





medik
Gynecological table

◆ MC-D01

Main features

- The MC-D01 is a new product which is designed and manufactured on the base of human engineering and the idea of parturition accompany
- The MC-D01 pay more attention to the emotion of the mother and baby, and also lighten the stress of the nurses because it can be operated simply
- It is easy to operate, and very flexible to move around. The center dynamic system make the table more stable
- The continued electrical supply system can be used in any emergency
- The hidden obstruction guard can make the bed move through the narrow corridor flexibly and can move patient to the ambulance without any delay
- It has the convenient hand-switch which can be controlled by nurses and patient
- The inductive light can lighten the shadow of the bed automatically
- The leg support can be hidden without movement, and can be adjusted flexibly to lighten the stress of the nurses
- It has the CPR heart and lungs-recovering function
- The urethane bed plate is soft and convenient to wash which has the function of deodorization and antiseptis

Accessories

- Waterproof cushion
- Waist grab handle
- Leg holder
- Filth basin
- Clamp
- I.V. pole
- Power cord

Technical parameter

Overall size	2350*940*540-890mm
Bed's length without head and foot board	1950 mm
Bed frame width	880mm
Height adjustment	540-890mm (electric actuator)
Back rest inclination angle	65° (electric actuator)
Seat section Trendelenburg position	12°
Leg section height adjustment	170mm
Foot section swing out and fold up angle	90°
Gynaecological bowl capacity	14L
Castor diameter	150mm
Loading capacity	250kg



◆ MC-D02

Main features

- LDR bed (comfortable) is a new designed delivery bed, nursing the lying-in woman through all stages of parturition, including labor, delivery and recovery stage. Electric controlled height adjustment, tilt adjustment and back section adjustment greatly enhance the work efficiency of the nurses
- The bed uses European famous brand motor and control system
- The operation is simple, flexible and convenient transfer, central brake and steering system makes better bed stability
- Rotating side rails are easily operated
- Centre brake and swivel system make the bed stable
- The leg holder can move forward and backward, turn left and right, and the height is adjustable
- Minimum height enables patient get on the bed easily



Accessories

- Waterproof cushion
- Waist grab handle
- Leg holder
- Filth basin
- Clamp
- I.V. pole
- Power cord

Technical parameter

Overall size	2050*980*580-950mm
Table top width	880mm
Back section adjustment	0-70°
Height adjustment	580-950mm
Trendelenburg	0-12°
Reverse Trendelenburg	0-5°
Castor diameter	150mm
Length of chair position	145cm
Loading capacity	200kg

◆ MC-H01

Main features

- The Hydraulic LDR birthing bed is designed for patients in maternity - gynaecology wards, and in all stages of childbirth: antenatal period, childbirth, postpartum period
- Bed is constructed of steel profiles covered with powder varnish
- Height adjustment of the bed frame realized due to hydraulic pump regulated by foot pedal
- Back segment inclination angle regulated by gas spring
- Trendelenburg and Reverse-Trendelenburg positions are realized by gas springs with interlocking
- Leg segment can be pulled under the seat segment
- Removable ABS covers of the seat segment and protractile frame ensure keeping the bed clean
- Wall fenders mounted on the bed corners in the head part of the bed
- Side rails are fixed to the back segment and lifted up enhance safety of the patient (patient with newborn) and make it possible to change the position of the body. After releasing the locker, the rails can be folded down



Accessories

- Waterproof cushion
- Waist grab handle
- Leg holder
- Filth basin
- Clamp

Technical parameter

Overall size	2050*980*580-885mm
Back rest inclination angle	70° (gas spring)
Height adjustment	580-885mm
Trendelenburg	12° (gas spring)
Reverse Trendelenburg	5° (gas spring)
Filth basin	14L
Loading capacity	160kg

◆ MC-D04

Main features

- The electric delivery table is equipped with a auxiliary table for gynecological examinations and treatments
- The leg segment (auxiliary table) can swing out
- Height adjustment of the table realized due to electric actuator regulated by foot pedal
- Back segment inclination angle realized due to electric actuator regulated by foot pedal
- Seat segment inclination angle realized due to electric actuator regulated by foot pedal
- Trendelenburg and Reverse-trendelenburg realized due to electric actuator regulated by foot pedal
- The chassis is made of Stainless steel structure
- With S.S. filth basin for drainage
- The armrest can swing out



Accessories

- Waist grab handle
- Leg holder
- Filth basin
- Arm rest
- Foot switch
- Clamp

Technical parameter

Overall size	1840*600*750-1000mm
Back section adjustment	0 - 75°
Seat section adjustment	0 -16°
Height adjustment	750-1000mm
Trendelenburg	0 -22°
Reverse Trendelenburg	0 -22°
Leg segment (auxiliary table) swing out	90°
Armrest swing out	90°
Filth basin	12L
Loading capacity	200kg

◆ MC-D05

Main features

- MC-D05 is the most latest electric table that can be used for obstetrics birthing, gynecological operation and examination
- The tabletop elevation,trendelenburg/reverse trendelenburg
- Back plat all controlled by both micro touch hand remote control and foot switch
- Imported electric motors enable flexible,smooth movements,low noise,high reliability
- All base and column cover is made of 304 medical grade stainless steel
- Seamless mattress can be colorfully customized,easy to clean and sterilize



Accessories

- Waist grab handle
- Leg holder
- Filth basin
- Arm rest
- Foot switch
- Clamp

Technical parameter

Overall size	1780* 600 * 680-880mm
Back section adjustment	-7° - 45°
Height adjustment	680-880mm
Trendelenburg	8° - 22°
Reverse Trendelenburg	8° - 22°
Loading capacity	225kg

◆ MC-D03

Main features

- MC-D03 obstetric table is designed and manufactured to meet the need of the market. It is used for childbirth, gynecology surgical operation, examining and many other functions, including urgent caesarean operation
- The ascent and descent, forward and backward tilting of this set are manipulated by micro touching controller, which is convenient and easy to operate
- The key part of power adopts imported electric motor. The back section adopts gas springs structure, and the angle can be regulated. The secondary station is controlled by hand and can be concealed, making the operation convenient. Foot controls the fix and move of the base set
- The planks, basins and all outer shells are made of stainless steel, which makes nice appearance and easy cleaning. The choice of colors of foot and soft mat can be available



Accessories

- Waist grab handle
- Leg holder
- Filth basin
- Arm rest
- Foot switch
- Clamp

Technical parameter

Overall size	1920*610*790-1040mm
Back section adjustment	-5°-75°
Seat section tum up	0-15°
Assist platform dimension	L580mm*W610mm
Assist platform swing out	0-90°
Arm rest swing out	≥ 90°
Filth basin dimension	468*338*125mm
Loading capacity	180kg

◆ MC-H02

Main features

- The integrated gynecology set is designed and manufactured to meet the need of the medical enterprise. It is used for childbirth, gynecology surgical operation, examining and many other functions,including urgent caesarean operation
- The ascent and decent of the whole set is controlled by foot trample hydraulic pressure, with a shake handle to make the platform top rake and back slope and the back plank rise
- It has the characteristics of convenient operation for the divorcing, stretching and drawing of its plug-in secondary station
- The platform is made of froth polyurethane,wrapped with artificial leather and moved by the foot controller
- The planks, basins and all outer shells are made of engineering plastic, which makes nice appearance and easy cleaning and sterilizing
- Mattress is made from mould, with no seam on the surface



Accessories

- Waist grab handle
- Leg holder
- Filth basin
- Arm rest
- Clamp

Technical parameter

Overall size	1880*610*670-920mm
Back section turning	-6° -70°
Height adjustment	670-920mm
Trendelenburg	0 -10°
Reverse Trendelenburg	20°
Assist platform dimension	L540*W610mm
Arm rest swing out	≥ 90°
ABS filth basin capacity	14L
Loading capacity	180kg

◆ MC-H03

Main features

- Adjustable leg rests for ergonomic positioning with locking of the clamp into different positions
- Bed ends removable instantly via quick release mechanism
- Wide mattress base
- More comfortable anatomical leg rest
- Side handles for enhanced pushing force
- Foldable side rails
- Easy to get in and out thanks to low minimum height
- Can also be used for transportation inside the hospital
- Easy-to-clean structure
- Designed to ensure the best possible use without the need of electricity power supply
- All adjustments in this model are manual



Accessories

- Waterproof cushion
- Side rails
- Leg holders
- Head/foot board
- Foot switch
- Clamps
- I.V. pole

Technical parameter

Overall size	2000*900*600-950mm
Filth basin size	550*900*80mm
Back section turning up	≥70° by crank
Leg section telescope	550mm
Height adjustment	600-950mm
Trendelenburg	0-12°
Reverse Trendelenburg	0-12°
Castor diameter	125mm
Loading capacity	250kg

◆ MC-H04

Main features

- The base seat and upright column covering are made of high quality 304 stainless steel, which is anti-corrosive and can be easily cleaned
- The main bed and auxiliary bed are connected with each other, auxiliary table is easy for dismantling
- Foot step hydraulic elevating, Imported Y type sealing ring and is durable
- Equipped with stainless steel sewage basin and other various accessories
- The mattress adopts high density memory sponge and is once formed, with no seam
- Rotary brake device which is easy for moving obstetric table



Accessories

- Arm resting frame
- Leg support frame
- Stainless steel sewage basin
- Armrest

Technical parameter

Overall size	1900*600*700-950mm
Back section adjustment	-3°-50°
Leg section outwards	90°
Height adjustment	700-950mm
Trendelenburg	0-12°
Reverse Trendelenburg	0-20°
Working area	600*600mm
Loading capacity	180kg

◆ MC-C01

Main features

- The check bed is a multifunctional bed, which is suitable for all kinds of inspection including gynecological examination, the shape is beautiful, the function is practical, the operation is simple
- The back section is operated by gas spring
- Parts of a seat plate are provided with a fixed examination paper tape according to customer's requirements
- Foot stool can be used for patient as a step, which is hidden
- Examination bed is equipped with large drawers
- Mattress made from mould, with no seam on the surface



Accessories

- Leg support
- Exam pan
- Paper roll rod
- Side drawer
- Front drawer
- Step stool
- Cushion

Technical parameter

Overall size	1178*520*520mm
Back section adjustment	0-70°
Seat section adjustment	0-7°
Step size	420*230mm(L*H)
Loading capacity	180kg

◆ MC-C02

Main features

- Ultra-comfort mattress top
- Cold-rolled steel base, powder coated
- Easy-adjust backrest by ratchet system
- Upholstered stirrups can swing and adjust in height, with easy-lock system to the side
- Slide out leg section upholstered with foam mattress can be upright
- Pull out stainless steel filth basin(5-6L)
- Paper roll holder on the back side of gynecology table
- Pillow integrated onto the head section
- Side step(Single foot step) integrated on the side of obstetric table
- Power outlet with cover for protection fixed to the side of obstetric table
- 2 Front drawers and 3 side drawers on full extension roller bearing glides



Accessories

- Leg support
- Exam pan
- Paper roll rod
- Side drawer
- Front drawer
- Step stool
- Cushion

Technical parameter

Overall size	1870*600*680mm
Stirrups	Adjustable by 340°
Net weight	105kgs
Shipping weight	136kgs
Shipping size	1580*850*1100mm
Loading capacity	225kg

◆ MC-C03

Main features

- Structure: Enameled steel material(Stainless steel structure optional)
- High-density foam with vinyl cover for mattress surface
- With saw-tooth mechanism for movements of back and leg section
With plastic caps for protection on four legs



Accessories

- PP filth basin
- Leg support holder
- Waist grab handles

Technical parameter

Overall size	1880*580*820mm
Back section adjustment	0-75°
Leg section adjustment	0-90°
Loading capacity	150kg

◆ MC-C04

Main features

- Stainless steel frame
- Used for delivery and various gynecological surgeries
- It has adopted separation form of main bed and leg bed in the structure
When moving the parts of leg bed, it is greatly convenient for doctors to operates surgery
Back section and seat section are controlled by hand wheel and handle



Accessories

- Anesthesia screen
- Armrests
- Waist grab handles
- Shoulder support boards
- Leg holders
- Footboards

Technical parameter

Overall size	1900*600*750mm
Back section adjustment	-15° - 50°
Seat section adjustment	-8° - 30°
Leg section adjustment	-30° - 30°
Loading capacity	170kg

◆ MC-C05

Main features

- Manufactured in epoxy painted steel tube reinforced
- Three sections with independent controls
- Trendelenburg positions
- Top is upholstered with washable plastic material flame retarc
- Retractable leg rest
- Knock down construction



Accessories

- S.S. tray
- Two adjustable knee crutches
- Padded shoulder rest
- Hand grips
- Leg-holders

Technical parameter

Overall size	1800*750*550mm
Back section adjustment	0-70°
Loading capacity	170kg

◆ MC-C06

Main features

- Whole stainless steel frame
- Cushioned with foam mattress
- Leather covered, waterproof
- Mounted on four rubber feet
- Back rest adjustable by pole in various degree
- Knee section adjustable by pole in various degree



Accessories

- A pair of leg support
- A pair of hand grip
- S.S basin

Technical parameter

Overall size	1900*610*750mm
Back section adjustment	0-75°
Leg section adjustment	0-90°
Loading capacity	170kg

medik

Better Care , Better Comfortable



◆ YA-03E

Main features

- Suitable for C-arm and X-ray
- Touch remote control
- It adopted micro touch remote control, any movements can be adjusted by it
- Flexible adjustment on head section, back section and seat section built-in kidney bridge
- High automation, low noise, high reliability
- Memory pad with antistatic, waterproof design
- Fixing clamp for the accessories
- Key parts imported from abroad, can be regarded as an ideal electric table

Accessories

- Anaesthesia screen
- Body support
- Foot section
- Shoulder support
- Arm support
- Leg support

Technical parameter

Overall Size	2070*550*700-1000mm
Height adjustment	700-1000mm
Head section adjustment	+45° to -90°
Back section adjustment	+75° to -20°
Leg section adjustment	+15° to -90°
Leg section outward	90°
Trendelenburg	25°
Reverse Trendelenburg	25°
Lateral Tilt (left/right)	15° / 15°
Kidney bridge	120mm
Sliding	300mm
Loading capacity	250kg



◆ YA-04E

Main features

- AISI304 stainless steel structure and chassis
- Polyurethane shaped mattress which is easy to clean
- With movements of horizontal and longitudinal for C-arm photography examination
- With four wheels to move the table, which are with central braking system
- Four independent motors for movements of HI-LO, Trendelenburg and Reverse-Trendelenburg, Lateral tilting function, Horizontal and longitudinal movements
- Gas spring for headrest, back and leg section movements
- Mechanism system for waist board lifting
- Leg section can be removable, then connected to orthopedic traction shelf

Accessories

- Anaesthesia screen
- Body support
- Waist support
- Foot section
- Shoulder support
- Arm support
- Leg support
- Handset control

Technical parameter

Overall Size	2150*500*750-1000mm
Height adjustment	750-1000mm
Head section adjustment	+30° to -90°
Back section adjustment	+45°
Leg section adjustment	0 to -90°
Leg section outward	90°
Trendelenburg	25°
Reverse Trendelenburg	25°
Lateral Tilt (left/right)	20° / 20°
Kidney bridge	110mm
Loading capacity	200kg



◆ YA-05E

Main features

- Longitudinal slide up to 350 mm for free access to C-arm
- Longitudinal shift: the longitudinal shift of up to 350mm enables optimum access with C-arm without needing to reposition the patient or to reverse the positioning of the patient. Each selected fluoroscopy point may easily be moved in front of or behind the column and ensures comfortable access to the patient from initiation to surgery. Double control system, standard override panel control makes the control safer
- It can easily be moved to any desired position as four castors
- Leg plate: imported gas spring for easy controls
- Two joint head plate
- Memory pad with antistatic, waterproof design
- Built-in kidney bridge
- Battery power for 50-80 operations
- Extreme weight load capacity of 250 kg with highest safety and stability

Accessories

- Anaesthesia screen
- Body support
- Leg support
- Shoulder support
- Arm support
- Foot section

Technical parameter

Overall size	2060*550*700-1000mm
Height adjustment	700-1000mm
Head section adjustment	+40° to -90°
Back section adjustment	+80° to -20°
Leg section adjustment	+15° to -90°
Leg section outward	90°
Trendelenburg	25°
Reverse Trendelenburg	25°
Lateral Tilt (left/right)	15° / 15°
Kidney bridge	110mm
Sliding	350mm
Loading capacity	250kg



◆ YA-06E

Main features

- Contours to virtually all patient postures with a five-section tabletop
- Accommodates virtually all patients with generous height ranges
- Wire controller for different movements and column control panel with locking function for movements
- Table top height and backrest adjustment, lateral tilts, Trendelenburg and reverse Trendelenburg tilts are performed thanks to wire hand controller
- The head rest segment and one-piece leg rest segment adjustment is manually performed by locking gas springs
- Divided, two parts leg rest segments are adjusted by means of gear transmission
- The structure is made of SUS304 mirror stainless steel
- The table base is controlled by a foot lever
- The antistatic, seamless mattresses are removable from the segments of the table top and resistant to disinfecting agents
- X-ray examination and photography function available, and C-shape arm applicable
- Horizontal and longitudinal movement ≥ 350 mm
- With controller inner constructed laterally for blocking of movements

Accessories

- Anaesthesia screen
- Body support
- Waist support
- Foot section
- Shoulder support
- Arm support
- Leg support
- Handset control

Technical parameter

Overall Size	2150*500*750-1000mm
Height adjustment	750-1000mm
Head section adjustment	+30° to -90°
Back section adjustment	+45° to -15°
Leg section adjustment	0 to -90°
Leg section outward	90°
Trendelenburg	25°
Reverse Trendelenburg	25°
Lateral Tilt (left/right)	20° / 20°
Kidney bridge	110mm
Loading capacity	200kg



◆ YA-07EH

Main features

- With reference to the advantages of congener products from home and abroad, can meet the demands of different positions on operation
- 24V battery that meets the operating demands for one week, better ensure the table work under safe voltage
- Electromotion facilitates the various adjustment of positions, intellectualized reposition enables the table a quick return to horizontal position
- Automatically lockable remote control in case of wrong operation
- Large-scale elevation makes it easier for C-arm fluoroscopy examination
- With built-in kidney bridge, suits for kidney operation
- Optional traction for orthopedics, head rest for Aural surgery, extend functions of the table The cover all adopted premium 304 stainless steel, the main body used cast aluminum, antirust and corrosion the tabletop adopted phenol aldehyde Photograph board which is suitable for X-ray
- One button reposition function, designed and made specially for X-ray and C-arm use
- Key parts, such as electrical pump and electromagnetic valve, adopted imported products from Taiwan

Accessories

- Anaesthesia screen
- Body support
- Leg support
- Shoulder support
- Arm support
- Foot section

Technical parameter

Overall size	1960*500*690-1100mm
Height adjustment	690-1100mm
Head section adjustment	+40° to -90°
Back section adjustment	+90° to -40°
Leg section adjustment	+15° to -90°
Leg section outward	90°
Trendelenburg	30°
Reverse Trendelenburg	30°
Lateral Tilt (left/right)	20° / 20°
Kidney bridge	110mm
Sliding	350mm
Loading capacity	250kg



◆ YA-08EH

Main features

- High automation, low noise, high reliability
- Key parts imported from abroad, can be regarded as an ideal electric table
- Logitudinal shift for X-ray compatibility
- Ergonomic working conditions for hospital staff
- Individual leg section adjustment
- Micro touch remote control
- Functional and versatile

Accessories

- Anaesthesia screen
- Body support
- Leg support
- Shoulder support
- Arm support
- Foot section

Technical parameter

Overall size	1970*500*690-1100mm
Height adjustment	690-1100mm
Head section adjustment	+40° to -90°
Back section adjustment	+80° to -45°
Leg section adjustment	+80° to -90°
Leg section outward	90°
Trendelenburg	35°
Reverse Trendelenburg	35°
Lateral Tilt (left/right)	25° / 25°
Kidney bridge	120mm
Sliding	310mm
Table top flex	225°
Table top reflex	100°
Loading capacity	250kg



◆ YA-01M

Main features

- This table is designed for surgical procedures of the head, neck, thorax and abdomen, and extremities as well as for gynecologic and orthopedics operations
- It can be raised or lowered hydraulically by means of an oil pump
- Various positions can be controlled on the head
- Material: Ordinary carbon steel or Stainless steel

Accessories

- Anaesthesia screen
- Body support
- Leg support
- Shoulder support
- Arm support
- Foot section

Technical parameter

Overall size	2000*480*750-1000mm
Height adjustment	750-1000mm
Head section adjustment	+45° to -90°
Back section adjustment	+45° to -20°
Leg section adjustment	0° to -90°
Kidney bridge	100mm
Loading capacity	180kg



◆ YA-02M

Main features

- Mechanical operating table with dual-deck radiolucent tops for x-ray film cassette insertion
- Up and Down positioning of this universal surgery table is accessed by foot pedal operated hydraulic pump
- Operating table top is divided into 5 sections providing numerous positions
- Detachable head section and detachable leg sections provide versatility Trendelenburg, reverse-trendelenburg and lateral tilt positions are obtained by cranks situated under the back section
- Integrated kidney elevator on the side of operating table

Accessories

- Anaesthesia screen
- Body support
- Leg support
- Shoulder support
- Arm support
- Foot section

Technical parameter

Overall size	2040*480*740-940mm
Height adjustment	740-940mm
Head section adjustment	+30° to -90°
Back section adjustment	0° to +60°
Leg section adjustment	0° to -90°
Leg section outward	90°
Trendelenburg	25°
Reverse Trendelenburg	25°
Lateral Tilt (left/right)	20° / 20°
Kidney bridge	110mm
Loading capacity	200kg



◆ YA-01E

Main features

- The YA-1E general surgical table's design gives a surgical team the flexibility, control and convenience they need for today's patients and procedures
- Provides outstanding access for C-arm, permitting high quality images crucial to cardiothoracic, neurosurgical and orthopedic procedures
- Facilitates quick and safe patient positioning with an easy-to-use, easy-to-read hand control
- Contours to virtually all patient postures with five section tabletop
- Radiolucent sliding top for total body imaging (Horizontal and longitudinal movement by 350mm for C-arm access)
- High stability against traction and compression forces allows challenging positions using the extension device
- One single key for Re-flat position
- Mobile surgical table: 4 easy-running ball-bearing castors diam. 125 mm, with central braking system for all castors
- Excellent ground clearance: optimal foot access to the surgery table for surgeon and surgical team

Accessories

- Anaesthesia screen
- Body support
- Waist support
- Foot section
- Controller
- Shoulder support
- Arm support
- Leg support
- Body strap

Technical parameter

Overall Size	2057*508*660-1145mm
Height adjustment	660-1145mm
Head section adjustment	+90° to -90°
Back section adjustment	+80° to -40°
Leg section adjustment	0 to -90°
Leg section outward	90°
Trendelenburg/	30°
Reverse Trendelenburg	30°
Lateral Tilt (left/right)	20° / 20°
Kidney bridge	120mm
Sliding	450mm
Table top flex	140°
Table top reflex	100°
Loading capacity	250kg



◆ YA-02E

Main features

- The table is designed and made specially according to ophthalmologists' advices and can apply to various operations for ophthalmology
- Tabletop lift adopts electric motorized type, easy to operate
- All cover made of 304 stainless steel, easy to clean
- Nice appearance and stable performance can be regarded as an ideal ophthalmological operating table
- Equipped with electric chair, makes the doctor more comfortable and convenient in operation
- Optional color: blue,yellow,black and gray

Accessories

- Anaesthesia screen
- Body support
- Foot section
- Shoulder support
- Arm support
- Leg support

Technical parameter

Overall size	2080*550*500-700mm
Height adjustment	500-700mm
Head section adjustment	+45° to -90°
Back section adjustment	+45° to -20°
Leg section adjustment	+30° to -30°
Loading capacity	235kg



◆ YA-03M

Main features

- YA-03M is widely used in chest, abdominal surgery, ENT, gynaecology and obstetrics, urology and orthopedics etc
- Hydraulic lift by foot pedal, head operated movements
- The base and column cover all made by premium 304 stainless steel
- Tabletop is made of composite laminate for X-ray, makes a high definition image

Accessories

- Anaesthesia screen
- Body support
- Leg support
- Shoulder support
- Arm support
- Foot section

Technical parameter

Overall size	2020*500*760-1010mm
Height adjustment	760-1010mm
Head section adjustment	+45° to -70°
Back section adjustment	+75° to -15°
Leg section adjustment	+15° to -90°
Leg section outward	90°
Trendelenburg	25°
Reverse Trendelenburg	25°
Lateral Tilt (left/right)	20° / 20°
Kidney bridge	110mm
Loading capacity	200kg



◆ YA-04M

Main features

- The YA-04M is designed for procedures in the range of general surgery, vascular surgery, cardiosurgery, neurosurgery, urology, proctology, gynaecology and others
- Operating table surfaces are easy to clean and resistant to disinfecting agents
- Table top height adjustment with use of hydraulic foot pump
- Table top longitudinal shift is manually executed for C-arm, besides, the table top is X-ray translucent, which enables taking X-ray pictures and monitoring the patient with a C-arm
- Back rest segment angle inclination, leg rest segment (regarding five and six segments table top), head rest segment functions are supported by gas springs
- Kidney elevator (in case of five and six segment table top adjusted manually with use of crank placed at patient's head side)
- Lateral tilts, Trendelenburg and Reverse Trendelenburg, Longitudinal shift functions are executed by the gear system
- Divided, two parts leg rest segments are adjusted by means of gear transmission

Accessories

- Anaesthesia screen
- Body support
- Leg support
- Shoulder support
- Arm support
- Foot section

Technical parameter

Overall size	2100*500*750-950mm
Height adjustment	750-950mm
Head section adjustment	+30° to -90°
Back section adjustment	0° to +60°
Leg section adjustment	0° to -90°
Leg section outward	90°
Trendelenburg	20°
Reverse Trendelenburg	15°
Lateral Tilt (left/right)	15° / 15°
Sliding	400mm
Kidney bridge	100mm
Loading capacity	200kg



Surgical Table

◆ YA-01S

Main features

- Including clamps
- Fit to tracks size
- International:30mm*8mm
- UK:25mm*10mm
- USA:28.5mm*9.5mm
- Fit to any brands of operating tables



◆ YA-01HF

Main features

- Entirety:All parts are produced by CNC center,hardness harder than casting aluminum
- Base Unit:Both the table connecting pin could be adjusted,adjustment range:190mm-550mm
- The diameter of table connecting pin could be designed
- Ball Pivot Adaptor:Horizontal adjustment range:360°,vertical adjustment range:90°
- Head Clamp:Using high quality aluminum and be produced by high performance CNC center,High intensity and light weight,Head support:Silica Gel Headresting



◆ YA-02HF

Main features

- Entirety:All parts are produced by CNC center,hardness harder than casting aluminum
- Base Unit:Both the table connecting pin could be adjusted,adjustment range:190mm-550mm
- The diameter of table connecting pin could be designed,Part could be bear 35KG,no shaking
- Swivel Adaptor:Horizontal adjustment range:360°,also could be used in lateral position
- Head Clamp:Using high quality aluminum and be produced by high performance CNC center,High intensity and light weight,Half lock,High quality control,high precision
- Head support:Silica Gel Headresting



medik
Bedside Cabinet

◆ YA-B01

Main features

- Aluminum alloy frame with HPL compact board body
- One drawer with lock
- Middle open cabinet
- One cabinet at bottom
- Foldable over bed table
- Height of dinning table is adjustable from 780mm to 1110mm
- The top of dinning table can be tilting, also foldable

Technical parameters

- Bedside cabinet:460*450*780mm
- Over bed table:593*380*1110mm



◆ YA-B02

Main features

- Size:L610*W460*H870mm
- Whole ABS forming
- Can be as accompany chair
- 1 drawer, 1 cabinet and 1 sliding tray



◆ YA-B03

Main features

- Size:L470*W460*H770mm
- Whole ABS forming
- 1 drawer, 1 cabinet and 1 sliding tray



◆ YA-B04

Main features

- Size:L505*W580*H770mm
- Epoxy coated steel structure
- 1 drawer, 1 cabinet(2 doors) and 1 sliding tray



◆ YA-B05

Main features

- Size: L475*W475*H750mm
- Whole ABS forming
- 3 drawers



◆ YA-B06

Main features

- Size:L480*W480*H760mm
- Whole ABS forming
- 1 drawer, 1 cabinet and 1 sliding tray



◆ YA-B07

Main features

- Size:L475*W475*H750mm
- Whole ABS forming
- 1 drawer, 1 cabinet and 1 sliding tray



◆ YA-B08

Main features

- Size:L440*W390*H650mm
- Metal frame
- 1 drawer and 1 cabinet



◆ YA-B09

Main features

- Size:L450*W400*H700mm
- Metal frame
- 1 drawer and 1 shelf



◆ YA-B10

Main features

- Size:L480*W400*H715mm
- Whole stainless steel structure
- 1 drawer and 1 cabinet



◆ YA-T01

Main features

- The table surface is made of phenolic compact laminate (HPL) material.
- The column adopts the aluminum profile with electrostatic spraying, give oxidation treatment after natural aging.
- Air control height adjustment lifting devices.
- The table height can be adjusted easily, no complicated switch.
- 360° rotation angle, any angle can be fixed for reading
- size:L885*W470*H745-1000mm



◆ YA-T02

Main features

- Size: L900*W450*H650-900mm
- ABS top & ABS base cover
- Gas spring operated height adjustable



◆ YA-T03

Main features

- Size:L900*W450*H720-1020mm
- ABS top & ABS base cover
- Gas spring operated height adjustable
- U tvøe base



◆ YA-T04

Main features

- Size:L695*W465*H572-852mm
- Metal frame& ABS top plate
- Lift knob operated height adjustable



◆ YA-T05

Main features

- Size:L770*W370*H715-1110mm
- Chrome painting frame&laminated top plate
- Spring operated height adjustable



◆ MK-P01

Main features

- Wide selection of accessories and organization systems
- Expansive work area with optional slide-out work surface
- Delivered fully assembled, no tools required
- Precision-welded steel frame with high-impact panels
- Easy ordering, fast delivery
- Electronic keypad(Optional)

Improve your emergency response with an Emergency Crash Cart that offers simple access, safe and stable maneuverability and optional organization. Quality is built-in to every cart and a full line of accessories enhance user efficiency to support code team performance.



Cart Specifications

	Surface Height	Depth	Width
Compact	35.43"/90cm	21.25"/54cm	22.83"/58cm
Intermediate	39.37"/100cm	21.25"/54cm	22.83"/58cm
Tall	43.30"/110cm	21.25"/54cm	22.83"/58cm

Drawer Specifications

	Height	Depth	Width
Three inch	3"/7cm	15.75"/40cm	17.91"/45.5cm
Six inch	6.25"/16cm	15.75"/40cm	17.91"/45.5cm
Ten inch	10"/25cm	15.75"/40cm	17.91"/45.5cm

◆ **MK-P02** Emergency trolley
Size: 750*475*920mm



◆ **MK-P03** Emergency trolley
Size: 720*470*920mm



◆ **MK-P04** Emergency trolley
Size: 625*475*920mm



◆ **MK-P05** Emergency trolley
Size: 750*475*930mm



◆ **MK-P06** Medical work station trolley
Size: 530*480*1050mm



◆ **MK-P07** Anesthesia trolley
Compact : 900*540*580mm
Intermediate : 1000*540*580mm
Tall: 1100*540*580mm



◆ **MK-P08** Anesthesia trolley
Size: 780*745*1000mm



◆ **MK-P09** Anesthesia trolley
Size: 720*470*920mm



◆ **MK-P10** Medication trolley
Size: 625*520*950mm



◆ **MK-P11** Medication trolley
Size: 850*520*950mm




◆ **MK-P12** Medication trolley
Compact : 900*540*550mm
Intermediate : 1000*540*550mm
Tall: 1100*540*550mm



◆ **MK-P13** Medication trolley
Size: 650*480*930mm



◆ **MK-P14** Medical record trolley
Size: 450*410*950mm



◆ **MK-P15** Medical record trolley
Size: 750*410*980mm



◆ MK-C01

Emergency trolley

Size: 660*480*920mm



◆ MK-C02

Anesthesia trolley

Size: 610*410*970mm



◆ MK-C03

Medication trolley

Size: 610*410*970mm



◆ MK-S01

Stacking instrument trolley

Size: 1100*600*850mm
900*550*800mm
700*450*750mm



◆ MK-S02

Fan instrument trolley

Size: 1300*460*900mm



◆ MK-S03

Dressing trolley

Size: 700*450*800/880mm



◆ MK-S04

Three layer apparatus trolley

Size: 900*550*800/940mm



◆ MK-S05

Two layer apparatus trolley

Size: 1100*600*800/940mm



◆ MK-S06

Instrument trolley

Size: 1000*600*900mm



◆ MK-S07

Treatment trolley

Size: 700*450*800/880mm



◆ MK-S08

Treatment trolley

Size: 700*450*800/880mm



◆ MK-S09

Flushing trolley

Size: 1020*600*750mm
Funnel: φ480*480mm



◆ MK-S10

Instrument trolley

Size: 490x490x900mm



◆ MK-S11

Patient record trolley

Size: 805*410*1010mm



◆ MK-S12

Patient record trolley

Size: 405*410*1010mm



◆ MK-S13

Linen trolley

Size: 1000*500*820/980mm



◆ MK-S14

Dirty linen trolley

Size: 940*420*900mm



◆ MK-S15

Linen trolley

Size: 800*500*900mm



◆ MK-S16

Linen trolley

Size: φ550*840mm



◆ MK-S17

Linen trolley with pedal

Size: 588*428*890mm



◆ MK-S18

Linen trolley with pedal

Size: 800*590*890mm



◆ MK-S19

Mayo table shallow

Size: 600*400*800-1200mm



◆ MK-S20

Mayo table

Size: 500*350*820-1300mm



◆ MK-S23

Hydraulic mayo table

Size: 600*400*770-1170mm



◆ MK-S21

Mayo table

Size: 600*400*820-1300mm



◆ MK-S22

Mayo table

Size: 670*450*800-1150mm



◆ MK-S24

Anesthesia trolley

Size: 650*430*760/800mm



◆ MK-S25

Medicine trolley

Size: 595*450*900mm



◆ MK-S26

Plaster trolley

Size: 900*500*900mm



◆ MK-S27

Resuscitation trolley

Size: 750*490*900mm



◆ MK-S28

Food thermal trolley

Size: 1050*550*940mm



◆ MK-S29

Plaster trolley

Size: 1100*450(700)*900mm



◆ MK-S30

Kick bucket

Size: φ400*360mm



◆ MK-S31

Foot step

Size: 610*400*400mm



◆ MK-S32

Stackable foot step

Size: 610*400*200mm



◆ MK-S33

Washing stand double bowl

Size: φ360*2*760-1260mm



◆ MK-S34

Washing stand single bowl

Size: φ360*760-1260mm



◆ MK-S35

Oxygen cylinder trolley

Size: 460*430*1230mm



◆ MK-S36

Material transport cart

Size: 1000*600*220/360/840mm



◆ MK-S37

Transport cart

Size: 700*480*900mm



◆ MK-S38

ICU flow chart table

Size: 870*670*930-1260mm



◆ MK-S39

Paper dispensing rack

Size: 1100*420 *1050mm



◆ MK-S40

Mobile lead apron rack

Size: 950*600*1200mm



◆ MK-S41

6 Bedpan & 6 Bottle rack

Size: 800x 260 x 560mm





medik
Medical Chair

◆ **MK-F01**

Infusion chair

- Folding size: 700*770*1080mm
- Unfolding size: 700*1300mm



◆ **MK-F02**

Infusion chair

- Folding size: 730*840*1050mm
- Unfolding size: 730*1300mm



◆ **MK-F03**

Infusion chair

- Folding size: 850*900*1030mm
- Unfolding size: 850*900*1750mm



◆ **MK-A01**

Accompany chair

- Folding size: 620*720*940mm
- Unfolding size: 620*1920mm



◆ **MK-A02**

Accompany chair

- Folding size: 720*780*970mm
- Unfolding size: 720*1500mm



◆ **MK-A03**

Accompany chair

- Folding size: 840*900*900mm
- Unfolding size: 840*2050mm



◆ **MK-A04**

Accompany chair

- Folding size: 840*900*900mm
- Unfolding size: 840*2050mm



◆ YA-S01

Doctor stool

- Seat size: φ390*460-600mm
- Chrome plated structure with PU foam seat top



◆ YA-S02

Doctor stool

- Seat size: φ390*460-600mm
- Nylon base with PU foam seat top



◆ YA-S03

Saddle stool

- Seat size: 350*370*460-600mm
- Chrome plated structure with PU foam seat top



◆ YA-S04

Saddle stool

- Seat size: 350*420*460-600mm
- With aluminium structure and PU injection foam seat top



◆ YA-S05

Doctor stool

- Seat size: 350*370*460-600mm
- Chrome plated structure with PU foam seat top



◆ YA-S06

Doctor stool

- Seat size: 370*400*400-540mm
- Back section adjustable: 60°-90°
- With aluminium structure and PU foam seat top



◆ YA-S07

Doctor stool

- Seat size: φ360*460-600mm
- Chrome plated structure with PU foam seat top



◆ YA-W01

Waiting chair

- Size: L1760*W540*H870mm
- With powder coating steel structure and PU injection foam



◆ YA-W02

Waiting chair

- Size: L1710*W670*H860mm
- With power coating aluminium structure and PU foam



◆ YA-W03

Waiting chair

- Size: L1750*W680*H780mm
- With aluminium and stainless steel structure



◆ YA-W04

Waiting chair

- Size: L1760*W740*H870mm
- With aluminium alloy structure and PU injection foam



◆ YA-W05

Waiting chair

- Size: L1500*W490*H390mm
- With chrome plate structure



◆ YA-W06

Waiting chair

- Size: L1900*W750*H780mm
- With aluminium alloy structure and PU foam



◆ YA-W07

Waiting chair

- Size: L1900*W750*H780mm
- With power coating aluminium structure and PU foam



◆ YA-W08

Waiting chair

- Size: L1710*W670*H860mm
- With power coating steel structure



◆ YA-W09

Waiting chair

- Size: L1800*W650*H800mm
- With stainless steel structure and aluminium armrest and legrest



◆ YA-W10

Waiting chair

- Size: L1900*W690*H890mm
- With power coating aluminium structure and PU foam



◆ MK-M01

Foam mattress



◆ MK-M02

Foam mattress



◆ MK-M03

Foam mattress



◆ MK-M04

Foam mattress



◆ MK-M05

Bubble air mattress



◆ MK-M06

Air mattress




◆ MK-M07

Air mattress



◆ MK-IS01

Infusion Stand



◆ MK-IS02

Infusion Stand



◆ MK-IS03

Infusion Stand



◆ MK-IS04

Infusion Stand



◆ MK-IS05

Infusion Pump Stand



◆ MK-IS06

Infusion Pump Stand



◆ MK-IS07

Patient Monitor Stand



◆ MK-N01

Ward Screen

Size: 2000*1800mm(3 pieces)



◆ MK-N02

Ward Screen

Size: 2000*1870mm(4 pieces)



◆ MK-N03

Medical Privacy Screens

Size: 2250*1650mm



◆ Hospital Curtain



medik
CSSD



◆ **CSD-P01**

Packing table with drawer

Preparation table
Stainless steel 304 construction
Safety folds to all edges
Single shelf with embedded LED examination light
2 drawers
Size: 1000*600*850mm



◆ **CSD-W01**

Classifying working table

Working table
Stainless steel 304 construction
Safety folds to all edges
8 drawers, 4 from each side
Size: 1800*700*800mm



◆ **CSD-W02**

Classifying working table

Working table
Stainless steel 304 construction
Safety folds to all edges
2 shelves
Size: 1600*600*800mm



◆ **CSD-W03**

Electric height adjustable CSSD table

CSSD workstation
Ultra strong stainless steel 304 construction
Powerful, fast dual lift column motors
Large locking wheels
Battery operation
Overhead roll holder rail & shelf
Side mounted wrap rack
Keyboard shelf and CPU holder
Low height: <650mm
High height: >1500mm
CSSD Table size: L1200mm*W600mm
CSSD Table size: L1500mm*W900mm



◆ CSD-B01

Sterilization wire basket

Basket
Stainless steel 304 construction
Smooth finishing without sharp edge
Stackable
Size:585*395*195mm
Size:585*395*100mm



◆ CSD-S01

CSSD wire shelf

Wire Shelving storage
Stainless steel 304 construction
Smooth finishing without sharp edge
Wire shelves for ventilation
Size:1000*460*1820mm



◆ CSD-T01

Sterile transport cart

Whole stainless steel structure
Highly dust-proof, fully enclosed
Four Dia150 noiseless casters
Charging time 7H, 8 hours or 30 Km when battery full charged
Size:1200*700*1400mm



◆ CSD-S02

Wire shelving systems

Infection Control Infection control and cleanliness within healthcare facilities can be improved through the wire mesh design which allows dust to fall through and not collect. The wire can also be easily wiped down and cleaned allowing clinicians to maintain sterile stores and clean spaces. Flat pack cartons contain:
5x stainless steel wire shelves
4x stainless steel posts
Assembly instructions
Size:2000*460*1820mm



◆ CSD-BT01

Sterilization basket trolley double column

Basket trolley
Stainless steel 304 construction
Smooth finishing without sharp edge
2 column structure
Both sides with locking bar
Pushing handle
Size:1050(1210with handle)*600*1450mm
Basket size: 530*450*180mm



◆ CSD-C01

Stainless steel cupboard

Stainless steel cupboard
High grade stainless steel 304
Safety folds to all edges
2 glass doors with lock
Adjustable shelves
Size: 960*400*1750mm



◆ CSD-BT02

Sterilization basket trolley single column

Basket trolley
Stainless steel 304 construction
Smooth finishing without sharp edge
Single column structure
Both sides with locking bar
Pushing handle
Size:615(690 with handle)*490*1780mm
Basket size:530*450*180mm



◆ CSD-C02

Stainless steel cupboard

Stainless steel cupboard
High grade stainless steel 304
Safety folds to all edges
2 glass doors with lock
Adjustable 3 shelves
2 Cabinets
Size: 960*400*1750mm



◆ CSD-PB01

Sterile container

1/1 Full size sterile container (standard model)
 Dimensions: L600*W285*H110-260mm
 3/4 Three-Quarter size sterile container (standard model)
 Dimensions: L485*W285*H110-155mm
 1/2 Half size sterile container (standard model)
 Dimensions: L310*W280*H110-260mm



◆ CSD-SR01

Scrub sink

All stainless steel construction
 All inside corners are rounded for ease in cleaning
 Thermostatically controlled mixing valve for proper water temperature
 Gooseneck faucet with Infrared/hands free controls
 Soap dispenser with Infrared/hands-free control
 Size: 810*580*1210mm



◆ CSD-DB01

Pass box

Reliable mechanical interlock
 SS 304 base surface
 Widely used in microbiology laboratories in food, CSSD, pharmaceutical and chemical industries.
 Size: 600*600*600mm



◆ CSD-SR02

Scrub sink

All stainless steel construction
 Marine edge counter-top
 Gooseneck faucet with breaker
 Foot-pedal operated water control
 Usable cabinet space beneath sink
 Size: 760*610*1020mm



◆ CSD-SR03

Scrub sink

All stainless steel construction
 All inside corners are rounded for ease in cleaning
 Thermostatically controlled mixing valve for proper water temperature
 Gooseneck faucet with Infrared/hands free controls
 With soap dispenser
 Size: 1200*600*1800mm



◆ CSD-SR04

Scrub sink

All stainless steel construction
 All inside corners are rounded for ease in cleaning
 Thermostatically controlled mixing valve for proper water temperature
 Foot-pedal operated water control
 With soap dispenser
 Size: 1800*600*1800mm



